

THE LONG AND THE SHORT OF UTILITY BICYCLES



B I C I C A P A C E



OUR PHILOSOPHY

“Less is more.”

Ludwig Mies van der Rohe

For us it's the bicycle, as a simple machine used to transport a person.

The big challenge now is keeping the aesthetic and stylistic language to the essence, which brings us to the bicycle world that we knew when we were young with our grandparents. Bicapace wants to connect the usefulness of the traditional bikes to the one belonged to the big cargo bikes.

We strongly believe that this could be a key point for the future innovation.

Per noi è la bici, come macchina semplice per il trasporto della persona.

La grande sfida è dunque continuare a parlare il linguaggio estetico e stilistico essenziale che ci riporta al mondo delle bici come lo abbiamo conosciuto da piccoli dai nostri nonni.

Bicapace è l'anello che congiunge la funzionalità delle bici tradizionali a quella delle grandi cargobike. Crediamo fortemente che sia questo il segmento più importante da innovare per il futuro.

CLASSIC

Our focus is a well-defined loading volume ready to avail.



CLASSICONA

We match a great ride feeling with a multi-use rack



JUSTLONG


We work to realize practical, reliable, safe and comfortable bikes.



PELICAN

We care about different needs and ways of transportation.

CLASSIC AGILE AND PRACTICAL



CHILD SEATS



TOTAL LOAD



This model looks at the utility. There is the Classic, the oldest Bicicapace model, its Sport version and the E-Classic. They are durable and low-maintenance bikes. You can choose between the front bag or the flatbed to carry safely all your belongings.



80 LTS WATER-RESISTANT FRONT BAG
AVAILABLE IN GREEN/BLUE
PVC OR CORDURA



PRACTICAL POCKETS
IN BLACK CORDURA
FOR FRONT FLATBED




STANDARD / E-VERSION



SPORT VERSION

CLASSICONA

ALL-SINGING,
ALL-DANCING



CHILD SEATS



TOTAL LOAD



The Classicona is our new mid-tail. It matches the great ride feeling of the Classic with the stability and multi-use rack of the Justlong. It's only Pedelec and it comes in two version, one with Shimano E6100, and the other with Shimano EP8.



E-VERSION



MINI CHILD PACK OPEN WITH CUSHIONS




MINI RUNNING BOARDS TO MOUNT ON THE HD REAR RACK



CARBON GATES BELT AVAILABLE FOR CLASSICONA AND PELICAN

JUSTLONG THE WHISK OF THE TAIL



CHILD SEATS



TOTAL LOAD



The Justlong is a compact cargo bike just 30cm longer than the Classic model. It has 20" tires and a rigid frame tail to guarantee good stability even in heavy use. It perfectly suits family necessities or business delivery.



REAR BASKET,
FOLDING RUNNING BOARDS
AND TWO CUSHIONS



FULL RAIN COVER
WITH SIDE SHIELDS TO MOUNT
ON BASKET BRACKETS




STANDARD / E-VERSION



SPORT VERSION

PELICAN

A LARGE FRONT BEAK



CHILD SEATS



TOTAL LOAD



The Pelican family expands the front-loading area with a large board or basket. It consents to easily carry extra volume and extra-weight around the city, so it's perfect for business or delivery.




FRONT WOODEN PANEL WITH ROLL BAR AS OPTION



HEAVY DUTY RACK AS REAR OPTION



STANDARD / E-VERSION



SPORT VERSION



E-VERSION

The integrated motors are built to resemble riding a standard bike. They make your riding experience very comfortable and enjoyable in all conditions, big load or uphill roads.

BOSCH CARGO LINE

Max. torque 85 Nm, 250 Watt

ON JUSTLONG AND PELICAN MODELS



SHIMANO STePS EP8

Max. torque 85 Nm, 250 Watt

ON CLASSICONA, JUSTLONG AND PELICAN MODELS



SHIMANO STePS E6100

Max. torque 60 Nm, 250 Watt

ON CLASSIC AND CLASSICONA MODELS
ON JUSTLONG AND PELICAN EASY CONFIGURATION
(AVAILABLE ON PRE-ORDERS ONLY)



PROFESSION LOADING

FOR BUSINESS
AND MARKETING



CUSTOM MADE

We can custom Bicapace to better suit your brand needs. We can change the color frame and add the accessories you need to carry on your business.



JUSTLONG

EXPAND YOUR DELIVERY

Bicapace is designing different and modular ways of transportation to expand the loading volume. Bicapace is developing to help city logistics.



CLASSICONA



PELICAN

ADD-ONS



CORDURA FRONT BAG

80 lts, 15 kg capacity in Green or Blue Cordura (for E-Classic, Classic, E-Justlong and Justlong)



PVC FRONT BAG

80 lts, 15 kg capacity in Green or Blue PVC (for E-Classic, Classic, E-Justlong and Justlong)



FRONT FLATBED

25 kg load, bolted Black flatbed - custom color on request (for Classic and Justlong families)



FRONT BAG FOR FLATBED

Bag for flatbed in Cordura Black fabric, 60 lts volume, 19 kg load



POCKETS FOR FLATBED

Pockets in Cordura Black fabric with a belt to grip what you carry



PELICAN BOARD

Large front wooden board, max. 65 kg. load (roll bar not included)



MID-STAND FRAME LOCK

Abus mid stand frame lock with a special adapter for Bicipace (available for Justlong models)



MUDFLAP

In Cordura fabric Blue, Green and Black (available for all models)



REAR BASKET

A multifunctional basket, 65 kg load (2 child seats can be mounted inside)



FOLDING RUNNING BOARDS

To help children seating on the rear and having a comfortable ride



CHILD PACK OPEN

To easily mount child seats and facilitate rear getting on/off



REAR BACK CUSHION

With reflector and safety belt to fix on the Child Pack structure



RAIN COVER FOR JUSTLONG

Full, with side shield, LIGHT, without them.



HEAVY DUTY REAR RACK

Up 35 kg., Black, already mounted on Classicona



REAR PANEL FOR JUSTLONG

Rear wooden panel 60x82 to mount on JL tail



REAR PANEL FOR HDR

Rear wooden panel 40x53 with load fixing points



WWW.BICICPACE.COM



BICICPACE S.r.l.

HEAD OFFICE via Caviglia, 3 - 20139 Milan (Italy)

MAIL info@bicicpace.com

2022 Release // Copyright © 2011 Bicicpace, all rights reserved