

# BESV

Premium e-bikes



# Our Commitment

2

Providing the customer an electric bicycle that is outstanding in performance and exciting to ride. Consequently, this is why we have and will continue to focus on developing an unique and amazing user experience. Since this is the core of the BESV electric bike brand, it is the guiding force off all our efforts.



# Our Story

BESV was founded on certain enduring principles.



3

## Beautiful

BESV creates products that capture the imagination and are exciting because we believe that design should be inspiring and developed from the heart. Overall, our bikes are not only functional but also great looking.

## Eco-friendly

As an international company, we take our responsibility towards the environment seriously. Our sustainable products, created with innovative technologies, are designed to contribute to the enhancement of the environment both now and in the future.


## Smarter

Intelligent products that optimize the user experience are created by utilizing the most advanced technologies. For instance, our e-bikes are not only responsive but also intuitive to accommodate different users and changing conditions.

## Vision

These three principles, which together represent a vision for everything we do and form the first three letters of our name "BESV", have enabled us to produce exceptional e-bikes that provide a fabulous riding experience.

SCAN TO WATCH VIDEO






## CITY E - BIKES

Our city e-bikes are specifically designed to tackle the challenges of modern city-life. Each detail has been carefully chosen to optimize your riding experience. Our 2-series frame is one of the stiffest on the market, efficiently transferring all the power you put into the bike into forward movement. On the other hand, our 1-series frames are designed to accommodate wider tires and offer more suspension travel at the front. The rear carriers feature Snapit and MIK-HD platforms, allowing you to easily attach and detach pannier bags. For added durability, we have equipped our e-bikes with internal hubs and closed chainguards to protect your drivetrain from the hazards of the city. Overall, our city e-bikes are designed to give you the riding pleasure you want.

SCAN TO WATCH VIDEO





## STEPLESS SHIFTING

As simple as adjusting the volume on a radio.

With stepless manual technology, riders can effortlessly change their gear ratio, even under load. Thus we enable them to focus on the important aspects of their ride such as traffic or scenery. No more step changes, locked gears, empty pedaling, or creaking, just a unique ride feel created by the technology's ease of use.

The system enables low maintenance, long-lasting bikes, especially in a combination with a belt drive, the perfect fit for the new rider generation, focused on simplicity and comfort. Moreover, the technology can also be merged with powerful e-bike systems. The enviolo stepless manual technology was created based on use cases to serve specific rider needs, and consists of specifically designed internal gear hubs and matching controllers.



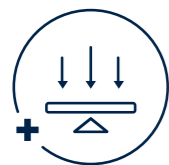
### STEPLESS SHIFTING

Our bike models are fitted with a manual controller. The stepless manual technology is as simple as adjusting the volume on a radio. Just twist the manual controller and the bike does the rest.



### NEAR SILENT

Our bikes equipped with enviolo's hubs offer a near silent and smooth ride. No more sounds of a jumping chain or clicking of the controller, just the sounds of your surroundings.



### EFFORTLESS SHIFTING, EVEN UNDER LOAD

With enviolo, you can change the gear ratio in any riding condition without the need to stop pedaling or backpedal.



### MAINTENANCE FREE

The enclosed hub offers protection against external influences which increases durability and extends product lifetime.

### GREATER GEAR RATIO CHANGE

Enviolo hubs offer greater ratio range. The 256%-380% ratio range allows rides in any type of environment. Ride up a hill with ease on a cargo bike or go at high speed for a sportive ride. There's an ideal gear ratio for everyone.



Trekking – 380% gear ratio



City – 310% gear ratio



Urban – 256% gear ratio



## CT 1.1

SIZES_	S (47cm), M (52cm), L (56cm), XL (60cm)
COLOR_	Metallic malachite
FRAME_	BESV CT 1. Series alloy frame, Shimano Steps and internal battery compatible
DRIVE UNIT_	Shimano EP600 center-motor, 250W rated power, 85Nm of torque, 25km/h maximum assist
BATTERY_	720 Wh integrated Lithium Ion battery, approved for Shimano Service Program, with Smart 4-5.6A charger
LOCK_	Abus T82 battery key-lock and Abus 4650XL rear wheel lock
DISPLAY_	Shimano SC-E5003, left hand mounted, with LCD display
FORK_	SR Suntour Mobie25, Lockout, Air damping, tapered alloy steerer, travel 75mm, Thru-axle
CRANKSET_	Chainring: Gates CDX Spider 46T / Crank arm: Samox for Shimano Steps
BOTTOM BRACKET_	Shimano, integrated in motor
PEDALS_	Wellgo pedals with reflectors
REAR DERAILLEUR_	Enviolo Trekking, 380% gear ratio
SHIFTERS_	Enviolo manual
CASSETTE_	Gates CDX rear sprocket / 22T / Enviolo 44T spline
CHAIN_	Gates CDX belt / 122T
WHEELSET_	Formula CL-71 front hub, Enviolo Trekking 380% gear ratio rear hub, 700c multichamber alloy rims 36H
TIRES_	Maxxis Metropass, 700x50c, Silkworm, 60 TPI wire bead with puncture protection, with reflective stripe
BRAKESET_	Shimano MT410, 2-piston hydraulic disc, with 180mm front and rear rotor
BRAKE LEVERS_	Shimano MT402, 3 finger lever
HEADSET_	Acros, AZX-585, 1.5" headset, angular contact bearings, integrated cable routing
HANDLEBAR_	Alloy City-Trekking rise bar, 6066 alloy, 40mm rise, sweep: 20° up, 31.8mm clamp
STEM_	3D Forged alloy City-Trekking stem, SP-Connect mount, adjustable 0-90°, 31.8mm clamp
GRIPS_	Comfortable gel grips with padding
SADDLE_	Selle Italia S5 Superflow
SEATPOST_	Suspension seatpost with anti-sideplay, 40mm travel, 31.6mm diameter, 12mm offset
FENDERS_	Alloy extruded fenders, front & rear 3/4 length, stainless steel hardware
HEADLIGHT_	Lezyne e-bike Power E115, 6-12V, 115 Lux, with reflector
TAILLIGHT_	Herrmans H-Cargo, 6-12V, with reflector
REAR CARRIER_	Tubular aluminium carrier, with Snap-IT platform and spring clamp, H-Cargo rear light mount
ACCESSORIES_	Adjustable kickstand

**380<sup>%</sup>**  
GEAR RATIO

**75<sup>MM</sup>**  
SUSPENSION TRAVEL

**85<sup>NM</sup>**  
TORQUE

**720<sup>WH</sup>**  
BATTERY

### E - SYSTEM

\_Powerful Shimano EP600 motor with long-lasting 720Wh battery.

### BELTDRIVE

\_Long-lasting and extremely low maintenance Gates CDX belt drive.

### TIRES

\_On the safe side with Maxxis Metropass.



## CT 1.1 Low Step

SIZES_	XS (43cm), S (47cm), M (52cm), L (56cm)
COLOR_	Metallic malachite
FRAME_	BESV CT 1. Series alloy frame, Shimano Steps and internal battery compatible
DRIVE UNIT_	Shimano EP600 center-motor, 250W rated power, 85Nm of torque, 25km/h maximum assist
BATTERY_	720 Wh integrated Lithium Ion battery, approved for Shimano Service Program, with Smart 4-5.6A charger
LOCK_	Abus T82 battery key-lock and Abus 4650XL rear wheel lock
DISPLAY_	Shimano SC-E5003, left hand mounted, with LCD display
FORK_	SR Suntour Mobie25, Lockout, Air damping, tapered alloy steerer, travel 75mm, Thru-axle
CRANKSET_	Chainring: Gates CDX Spider 46T / Crank arm: Samox for Shimano Steps
BOTTOM BRACKET_	Shimano, integrated in motor
PEDALS_	Wellgo pedals with reflectors
REAR DERAILLEUR_	Enviolo Trekking, 380% gear ratio
SHIFTERS_	Enviolo manual
CASSETTE_	Gates CDX rear sprocket / 22T / Enviolo 44T spline
CHAIN_	Gates CDX belt / 122T
WHEELSET_	Formula CL-71 front hub, Enviolo Trekking 380% gear ratio rear hub, 700c multichamber alloy rims 36H
TIRES_	Maxxis Metropass, 700x50c, Silkworm, 60 TPI wire bead with puncture protection, with reflective stripe
BRAKESET_	Shimano MT410, 2-piston hydraulic disc, with 180mm front and rear rotor
BRAKE LEVERS_	Shimano MT402, 3 finger lever
HEADSET_	Acros, AZX-585, 1.5" headset, angular contact bearings, integrated cable routing
HANDLEBAR_	Alloy City-Trekking rise bar, 6066 alloy, 40mm rise, sweep: 20° up, 31.8mm clamp
STEM_	3D Forged alloy City-Trekking stem, SP-Connect mount, adjustable 0-90°, 31.8mm clamp
GRIPS_	Comfortable gel grips with padding
SADDLE_	Selle Italia Max S5 Superflow
SEATPOST_	Suspension seatpost with anti-sideplay, 40mm travel, 31.6mm diameter, 12mm offset
FENDERS_	Alloy extruded fenders, front & rear 3/4 length, stainless steel hardware
HEADLIGHT_	Lezyne e-bike Power E115, 6-12V, 115 Lux, with reflector
TAILLIGHT_	Herrmans H-Cargo, 6-12V, with reflector
REAR CARRIER_	Tubular aluminium carrier, with Snap-IT platform and spring clamp, H-Cargo rear light mount
ACCESSORIES_	Adjustable kickstand

**380<sup>%</sup>**  
GEAR RATIO

**75<sup>MM</sup>**  
SUSPENSION TRAVEL

**85<sup>NM</sup>**  
TORQUE

**720<sup>WH</sup>**  
BATTERY

### E - SYSTEM

\_Powerful Shimano EP600 motor with long-lasting 720Wh battery.

### GEARING

\_Always in the right gear thanks to Enviolo 380 inner gear hub.

### SADDLE

\_Comfort for long distances and everyday riding on the Selle Italia Max S5 Superflow saddle.

## CT 1.3



SIZES_	S (47cm), M (52cm), L (56cm), XL (60cm)
COLOR_	Metallic khaki
FRAME_	BESV CT 1. Series alloy frame, Shimano Steps and internal battery compatible
DRIVE UNIT_	Shimano EP600 center-motor, 250W rated power, 85Nm of torque, 25km/h maximum assist
BATTERY_	630 Wh integrated Lithium Ion battery, approved for Shimano Service Program, with Smart 4-5.6A charger
LOCK_	Abus T82 battery key-lock and Abus 4650XL rear wheel lock
DISPLAY_	Shimano SC-E5003, left hand mounted, with LCD display
FORK_	SR Suntour MobieA32, Lockout, Coil damping, tapered alloy steerer, travel 75mm, Thru-axle
CRANKSET_	Chainring: Gates CDX Spider 46T / Crank arm: Samox for Shimano Steps
BOTTOM BRACKET_	Shimano, integrated in motor
PEDALS_	Wellgo pedals with reflectors
REAR DERAILLEUR_	Enviolo Trekking, 380% gear ratio
SHIFTERS_	Enviolo manual
CASSETTE_	Gates CDX rear sprocket / 22T / Enviolo 44T spline
CHAIN_	Gates CDX belt / 122T
WHEELSET_	Formula CL-71 front hub, Enviolo Trekking 380% gear ratio rear hub, 700c multichamber alloy rims 36H
TIRES_	Maxxis Metropass, 700x50c, Silkworm, 60 TPI wire bead with puncture protection, with reflective stripe
BRAKESET_	Shimano MT410, 2-piston hydraulic disc, with 180mm front and rear rotors
BRAKE LEVERS_	Shimano MT402, 3 finger lever
HEADSET_	Acros, AZX-585, 1.5" headset, angular contact bearings, integrated cable routing
HANDLEBAR_	Alloy City-Trekking rise bar, 6066 alloy, 40mm rise, sweep: 20° up, 31.8mm clamp
STEM_	3D Forged alloy City-Trekking stem, SP-Connect mount, adjustable 0-90°, 31.8mm clamp
GRIPS_	Comfortable gel grips with padding
SADDLE_	Selle Italia S5 Superflow
SEATPOST_	Suspension seatpost with anti-sideplay, 40mm travel, 31.6mm diameter, 12mm offset
FENDERS_	Alloy extruded fenders, front & rear 3/4 length, stainless steel hardware
HEADLIGHT_	Lezyne e-bike Power E115, 6-12V, 115 Lux, with reflector
TAILLIGHT_	Herrmans H-Cargo, 6-12V, with reflector
REAR CARRIER_	Tubular aluminium carrier, with Snap-IT platform and spring clamp, H-Cargo rear light mount
ACCESSORIES_	Adjustable kickstand

**380%**  
GEAR RATIO

**75<sup>MM</sup>**  
SUSPENSION TRAVEL

**85<sup>NM</sup>**  
TORQUE

**630<sup>WH</sup>**  
BATTERY

### E - SYSTEM

\_Powerful Shimano EP600 motor with long-lasting 630Wh battery.

### SAFETY

\_Powerful lights from Lezyne and Herrmans keep you safe when riding.

### BRAKES

\_Hydraulic disc brakes with 180mm rotors.

## CT 1.3 Low Step



SIZES_	XS (43cm), S (47cm), M (52cm), L (56cm)
COLOR_	Metallic khaki
FRAME_	BESV CT 1. Series alloy frame, Shimano Steps and internal battery compatible
DRIVE UNIT_	Shimano EP600 center-motor, 250W rated power, 85Nm of torque, 25km/h maximum assist
BATTERY_	630 Wh integrated Lithium Ion battery, approved for Shimano Service Program, with Smart 4-5.6A charger
LOCK_	Abus T82 battery key-lock and Abus 4650XL rear wheel lock
DISPLAY_	Shimano SC-E5003, left hand mounted, with LCD display
FORK_	SR Suntour MobieA32, Lockout, Coil damping, tapered alloy steerer, travel 75mm, Thru-axle
CRANKSET_	Chainring: Gates CDX Spider 46T / Crank arm: Samox for Shimano Steps
BOTTOM BRACKET_	Shimano, integrated in motor
PEDALS_	Wellgo pedals with reflectors
REAR DERAILLEUR_	Enviolo Trekking, 380% gear ratio
SHIFTERS_	Enviolo manual
CASSETTE_	Gates CDX rear sprocket / 22T / Enviolo 44T spline
CHAIN_	Gates CDX belt / 122T
WHEELSET_	Formula CL-71 front hub, Enviolo Trekking 380% gear ratio rear hub, 700c multichamber alloy rims 36H
TIRES_	Maxxis Metropass, 700x50c, Silkworm, 60 TPI wire bead with puncture protection, with reflective stripe
BRAKESET_	Shimano MT410, 2-piston hydraulic disc, with 180mm front and rear rotors
BRAKE LEVERS_	Shimano MT402, 3 finger lever
HEADSET_	Acros, AZX-585, 1.5" headset, angular contact bearings, integrated cable routing
HANDLEBAR_	Alloy City-Trekking rise bar, 6066 alloy, 40mm rise, sweep: 20° up, 31.8mm clamp
STEM_	3D Forged alloy City-Trekking stem, SP-Connect mount, adjustable 0-90°, 31.8mm clamp
GRIPS_	Comfortable gel grips with padding
SADDLE_	Selle Italia Max S5 Superflow
SEATPOST_	Suspension seatpost with anti-sideplay, 40mm travel, 31.6mm diameter, 12mm offset
FENDERS_	Alloy extruded fenders, front & rear 3/4 length, stainless steel hardware
HEADLIGHT_	Lezyne e-bike Power E115, 6-12V, 115 Lux, with reflector
TAILLIGHT_	Herrmans H-Cargo, 6-12V, with reflector
REAR CARRIER_	Tubular aluminium carrier, with Snap-IT platform and spring clamp, H-Cargo rear light mount
ACCESSORIES_	Adjustable kickstand

**380%**  
GEAR RATIO

**75<sup>MM</sup>**  
SUSPENSION TRAVEL

**85<sup>NM</sup>**  
TORQUE

**630<sup>WH</sup>**  
BATTERY

### E - SYSTEM

\_Powerful Shimano EP600 motor with long-lasting 630Wh battery.

### TIRES

\_On the safe side with Maxxis Metropass.

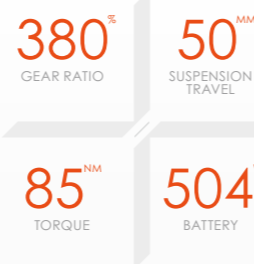
### BELT DRIVE

\_Long-lasting and extremely low maintenance Gates CDX belt drive.



## CT 2.1

SIZES_	M (50cm), L (55cm), XL (60cm)
COLOR_	Steel grey
FRAME_	BESV CT 2.Series alloy frame, Shimano Steps and internal battery compatible
DRIVE UNIT_	Shimano EP600 center-motor, 250W rated power, 85Nm of torque, 25km/h maximum assist
BATTERY_	504 Wh integrated Lithium Ion battery, approved for Shimano Service Program, with 2A charger
LOCK_	Abus T82 battery key-lock and Abus 4650L rear wheel lock
DISPLAY_	Shimano SC-E5003, left hand mounted, with LCD display
FORK_	SR Suntour Nex-E25, Lockout, Coil damping, tapered alloy steerer, travel 50mm, QR-axle
CRANKSET_	Samox for Shimano Steps, 38T chainring
BOTTOM BRACKET_	Shimano, integrated in motor
PEDALS_	Wellgo pedals with reflectors
REAR DERAILLEUR_	Enviolo Trekking, 380% gear ratio
SHIFTERS_	Enviolo manual
CASSETTE_	KMC for Enviolo, 18T
CHAIN_	KMCE101 EPT
WHEELSET_	Formula CL-1420 front hub, Enviolo Trekking 380% gear ratio rear hub, 700c multichamber alloy rims 36H
TIRES_	Maxxis Overdrive, 47×622, Silkshield, 60 TPI wire bead with puncture protection, with reflective stripe
BRAKESET_	Hydraulic disc brake, 2-piston, 180mm front and rear rotors
BRAKE LEVERS_	2 finger hydraulic disc brake lever
HEADSET_	First, D346S, 1.5" headset, angular contact bearings
HANDLEBAR_	Alloy City-Trekking rise bar, 6066 alloy, 40mm rise, sweep: 20° up, 31.8mm clamp
STEM_	3D Forged alloy City-Trekking stem, adjustable 0-90°, 31.8mm clamp
GRIPS_	Comfortable gel grips with padding
SADDLE_	Selle Royal Rio Moderate
SEATPOST_	Suspension seatpost with anti-sideplay, 40mm travel, 31.6mm diameter, 12mm offset
FENDERS_	Alloy extruded fenders, front & rear 3/4 length, stainless steel hardware
HEADLIGHT_	Lezyne e-bike Mini E65, 6-12V, 65 Lux, with reflector
TAILLIGHT_	Herrmans H-Cargo, 6-12V, with reflector
REAR CARRIER_	Integrated with fender tubular aluminium carrier, with Snap-IT platform and spring clamp, H-Cargo rear light mount
ACCESSORIES_	Adjustable kickstand, Chainguard



### E - SYSTEM

\_Powerful EP600 motor from Shimano delivers up to 85Nm of torque.

### COMFORT

\_Adjustable stem, suspension seatpost and a city type saddle provide comfort during everyday riding.

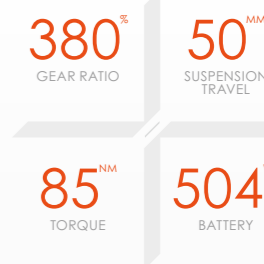
### SAFETY

\_Powerful lights from Lezyne and Herrmans keep you safe while riding.



## CT 2.1 Low Step

SIZES_	S (45cm), M (50cm), L (55cm)
COLOR_	Steel grey
FRAME_	BESV CT 2.Series alloy frame, Shimano Steps and internal battery compatible
DRIVE UNIT_	Shimano EP600 center-motor, 250W rated power, 85Nm of torque, 25km/h maximum assist
BATTERY_	504 Wh integrated Lithium Ion battery, approved for Shimano Service Program, with 2A charger
LOCK_	Abus T82 battery key-lock and Abus 4650L rear wheel lock
DISPLAY_	Shimano SC-E5003, left hand mounted, with LCD display
FORK_	SR Suntour Nex-E25, Lockout, Coil damping, tapered alloy steerer, travel 50mm, QR-axle
CRANKSET_	Samox for Shimano Steps, 38T chainring
BOTTOM BRACKET_	Shimano, integrated in motor
PEDALS_	Wellgo pedals with reflectors
REAR DERAILLEUR_	Enviolo Trekking, 380% gear ratio
SHIFTERS_	Enviolo manual
CASSETTE_	KMC for Enviolo, 18T
CHAIN_	KMCE101 EPT
WHEELSET_	Formula CL-1420 front hub, Enviolo Trekking 380% gear ratio rear hub, 700c multichamber alloy rims 36H
TIRES_	Maxxis Overdrive, 47×622, Silkshield, 60 TPI wire bead with puncture protection, with reflective stripe
BRAKESET_	Hydraulic disc brake, 2-piston, 180mm front and rear rotors
BRAKE LEVERS_	2 finger hydraulic disc brake lever
HEADSET_	First, D346S, 1.5" headset, angular contact bearings
HANDLEBAR_	Alloy City-Trekking rise bar, 6066 alloy, 40mm rise, sweep: 20° up, 31.8mm clamp
STEM_	3D Forged alloy City-Trekking stem, adjustable 0-90°, 31.8mm clamp
GRIPS_	Comfortable gel grips with padding
SADDLE_	Selle Royal Rio Moderate
SEATPOST_	Suspension seatpost with anti-sideplay, 40mm travel, 31.6mm diameter, 12mm offset
FENDERS_	Alloy extruded fenders, front & rear 3/4 length, stainless steel hardware
HEADLIGHT_	Lezyne e-bike Mini E65, 6-12V, 65 Lux, with reflector
TAILLIGHT_	Herrmans H-Cargo, 6-12V, with reflector
REAR CARRIER_	Integrated with fender tubular aluminium carrier, with Snap-IT platform and spring clamp, H-Cargo rear light mount
ACCESSORIES_	Adjustable kickstand, Chainguard



### E - SYSTEM

\_Powerful EP600 motor from Shimano delivers up to 85Nm of torque.

### CARRIER

\_With the Snap-it platform from Racktime, you can easily attach a variety of bags, panniers, and accessories to the carrier platform.

### BRAKES

\_Hydraulic disc brakes with 180mm rotors.



## CT 2.2 Low Step

SIZES_	S (45cm), M (50cm), L (55cm)
COLOR_	Snow white
FRAME_	BESV CT 2.Series alloy frame, Shimano Steps and internal battery compatible
DRIVE UNIT_	Shimano E6110 center-motor, 250W rated power, 60Nm of torque, 25km/h maximum assist
BATTERY_	504 Wh integrated Lithium Ion battery, approved for Shimano Service Program, with 2A charger
LOCK_	Abus T82 battery key-lock and Abus 4650L rear wheel lock
DISPLAY_	Shimano SC-E5000, left hand mounted, with LCD display
FORK_	SR Suntour Nex-E25, Lockout, Coil damping, tapered alloy steerer, travel 50mm, QR-axle
CRANKSET_	Samox for Shimano Steps, 38T chainring
BOTTOM BRACKET_	Shimano, integrated in motor
PEDALS_	Wellgo pedals with reflectors
REAR DERAILLEUR_	Enviolo City, 310% gear ratio
SHIFTERS_	Enviolo manual
CASSETTE_	KMC for Enviolo, 18T
CHAIN_	KMCE101 EPT
WHEELSET_	Formula CL-1420 front hub, Enviolo City 310% gear ratio rear hub, 700c multichamber alloy rims 36H
TIRES_	Maxxis Overdrive, 47×622, Silkshield, 60 TPI wire bead with puncture protection, with reflective stripe
BRAKES_	Shimano MT200, 2-piston hydraulic disc, with 180mm front and 160mm rear rotors
BRAKE LEVERS_	Shimano MT201, 3 finger lever
HEADSET_	First, D346S, 1.5" headset, angular contact bearings
HANDLEBAR_	Alloy City-Trekking rise bar, 6066 alloy, 40mm rise, sweep: 20° up, 31.8mm clamp
STEM_	3D Forged alloy City-Trekking stem, adjustable 0-90°, 31.8mm clamp
GRIPS_	Comfortable gel grips with padding
SADDLE_	Selle Royal Rio Moderate
SEATPOST_	Suspension seatpost with anti-sideplay, 40mm travel, 31.6mm diameter, 12mm offset
FENDERS_	Alloy extruded fenders, front & rear 3/4 length, stainless steel hardware
HEADLIGHT_	Lezyne e-bike Mini E65, 6-12V, 65 Lux, with reflector
TAILLIGHT_	Herrmans H-Cargo, 6-12V, with reflector
REAR CARRIER_	Tubular aluminium carrier, with Snap-IT platform and spring clamp, H-Cargo rear light mount
ACCESSORIES_	Adjustable kickstand, Chainguard

310<sup>%</sup>  
GEAR RATIO

50<sup>MM</sup>  
SUSPENSION TRAVEL

60<sup>NM</sup>  
TORQUE

504<sup>WH</sup>  
BATTERY

### E - SYSTEM

\_Powerful Shimano E6110 motor with long-lasting 504Wh battery.

### T I R E S

\_On the safe side with Maxxis Overdrive.

### B R A K E S

\_Hydraulic disc brakes with 180/160mm rotors.



## CT 2.3

SIZES_	M (50cm) L (55cm), XL (60cm)
COLOR_	Denim blue
FRAME_	BESV CT 2.Series alloy frame, Shimano Steps and internal battery compatible
DRIVE UNIT_	Shimano E5000 center-motor, 250W rated power, 40Nm of torque, 25km/h maximum assist
BATTERY_	504 Wh integrated Lithium Ion battery, approved for Shimano Service Program, with 2A charger
LOCK_	Abus T82 battery key-lock and Abus 4650L rear wheel lock
DISPLAY_	Shimano SC-E5000, left hand mounted, with LCD display
FORK_	SR Suntour Nex-E25, Lockout, Coil damping, tapered alloy steerer, travel 50mm, QR-axle
CRANKSET_	Shimano FC-E5010 for Shimano E5000, 38T Shimano CR-E50 chainring
BOTTOM BRACKET_	Shimano, integrated in motor
PEDALS_	Wellgo pedals with reflectors
REAR DERAILLEUR_	Enviolo Urban, 256% gear ratio
SHIFTERS_	Enviolo manual
CASSETTE_	KMC for Enviolo, 18T
CHAIN_	KMC Z1 EPT
WHEELSET_	Formula CL-1420 front hub, Enviolo Urban 256% gear ratio rear hub, 700c multichamber alloy rims 36H
TIRES_	Maxxis Overdrive, 47×622, Silkshield, 60 TPI wire bead with puncture protection, with reflective stripe
BRAKES_	Shimano MT200, 2-piston hydraulic disc, with 180mm front and rear rotors
BRAKE LEVERS_	Shimano MT201, 3 finger lever
HEADSET_	First, D346S, 1.5" headset, angular contact bearings
HANDLEBAR_	Alloy City-Trekking rise bar, 6066 alloy, 40mm rise, sweep: 20° up, 31.8mm clamp
STEM_	3D Forged alloy City-Trekking stem, adjustable 0-90°, 31.8mm clamp
GRIPS_	Comfortable gel grips with padding
SADDLE_	Selle Royal Rio Moderate
SEATPOST_	Suspension seatpost with anti-sideplay, 40mm travel, 31.6mm diameter, 12mm offset
FENDERS_	Alloy extruded fenders, front & rear 3/4 length, stainless steel hardware
HEADLIGHT_	Lezyne e-bike Mini E65, 6-12V, 65 Lux, with reflector
TAILLIGHT_	Herrmans H-Cargo, 6-12V, with reflector
REAR CARRIER_	Tubular aluminium carrier, with Snap-IT platform and spring clamp, H-Cargo rear light mount
ACCESSORIES_	Adjustable kickstand, Chainguard

256<sup>%</sup>  
GEAR RATIO

50<sup>MM</sup>  
SUSPENSION TRAVEL

40<sup>NM</sup>  
TORQUE

504<sup>WH</sup>  
BATTERY

### E - SYSTEM

\_Efficient Shimano E5000 motor with long-lasting 504Wh battery.

### C O M F O R T

\_Adjustable stem, suspension seatpost and city type saddle will provide comfort in everyday riding.

### B R A K E S

\_Hydraulic disc brakes with 180/160mm rotors.





Denim blue

## CT 2.3 Low Step



Night Black



Rock grey

SIZES_	S (45cm), M (50cm), L (55cm)
COLORS_	Denim blue / Rock grey / Night Black
FRAME_	BESV CT 2. Series alloy frame, Shimano Steps and internal battery compatible
DRIVE UNIT_	Shimano E5000 center-motor, 250W rated power, 40Nm of torque, 25km/h maximum assist
BATTERY_	504 Wh integrated Lithium Ion battery, approved for Shimano Service Program, with 2A charger
LOCK_	Abus T82 battery key-lock and Abus 4650L rear wheel lock
DISPLAY_	Shimano SC-E5000, left hand mounted, with LCD display
FORK_	SR Suntour Nex-E25, Lockout, Coil damping, tapered alloy steerer, travel 50mm, QR-axle
CRANKSET_	Shimano FC-E5010 for Shimano E5000, 38T Shimano CR-E50 chainring
BOTTOM BRACKET_	Shimano, integrated in motor
PEDALS_	Wellgo pedals with reflectors
REAR DERAILLEUR_	Enviolo Urban, 256% gear ratio
SHIFTERS_	Enviolo manual
CASSETTE_	KMC for Enviolo, 18T
CHAIN_	KMCZ1 EPT
WHEELSET_	Formula CL-1420 front hub, Enviolo Urban 256% gear ratio rear hub, 700c multichamber alloy rims 36H
TIRES_	Maxxis Overdrive, 47x622, Silkshield, 60 TPI wire bead with puncture protection, with reflective stripe
BRAKES_	Shimano MT200, 2-piston hydraulic disc, with 180mm front and rear rotors
BRAKE LEVERS_	Shimano MT201, 3 finger lever
HEADSET_	First, D346S, 1.5" headset, angular contact bearings
HANDLEBAR_	Alloy City-Trekking rise bar, 6066 alloy, 40mm rise, sweep: 20° up, 31.8mm clamp
STEM_	3D Forged alloy City-Trekking stem, adjustable 0-90°, 31.8mm clamp
GRIPS_	Comfortable gel grips with padding
SADDLE_	Selle Royal Rio Moderate
SEATPOST_	Suspension seatpost with anti-sideplay, 40mm travel, 31.6mm diameter, 12mm offset
FENDERS_	Alloy extruded fenders, front & rear 3/4 length, stainless steel hardware
HEADLIGHT_	Lezyne e-bike Mini E65, 6-12V, 65 Lux, with reflector
TAILLIGHT_	Herrmans H-Cargo, 6-12V, with reflector
REAR CARRIER_	Tubular aluminium carrier, with Snap-IT platform and spring clamp, H-Cargo rear light mount
ACCESSORIES_	Adjustable kickstand, Chainguard



### E - SYSTEM

\_Efficient Shimano E5000 motor with long-lasting 504Wh battery.

### GEARING

\_Always in the right gear thanks to an enviolo inner gear hub.

### COLORS

\_Available in three colors.



## CT 2.5 Low Step

SIZES_	S (45cm), M (50cm), L (55cm)
COLOR_	Night black
FRAME_	BESV CT 2. Series alloy frame, Shimano Steps and internal battery compatible
DRIVE UNIT_	Shimano E5000 center-motor, 250W rated power, 40Nm of torque, 25km/h maximum assist
BATTERY_	504 Wh integrated Lithium Ion battery, approved for Shimano Service Program, with 2A charger
LOCK_	Abus T82 battery key-lock and Abus 4650L rear wheel lock
DISPLAY_	Shimano SC-E5000, left hand mounted, with LCD display
FORK_	SR Suntour Nex-E25, Lockout, Coil damping, tapered alloy steerer, travel 50mm, QR-axle
CRANKSET_	Shimano FC-E5010 for Shimano E5000, 38T Shimano CR-E50 chainring
BOTTOM BRACKET_	Shimano, integrated in motor
PEDALS_	Wellgo pedals with reflectors
REAR DERAILLEUR_	Shimano Nexus 7 speed
SHIFTERS_	Shimano Nexus 7 speed
CASSETTE_	Shimano Inner Gear sprocket, 22T
CHAIN_	KMC Z1 EPT
WHEELSET_	Formula CL-1420 front hub, Shimano Nexus 7 speed rear hub, 700c multichamber alloy rims 32H
TIRES_	Maxxis Overdrive, 47x622, Silkshield, 60 TPI wire bead with puncture protection, with reflective stripe
BRAKES_	Shimano MT200, 2-piston hydraulic disc, with 160mm front and rear rotor
BRAKE LEVERS_	Shimano MT201, 3 finger lever
HEADSET_	First, D346S, 1.5" headset, angular contact bearings
HANDLEBAR_	Alloy City-Trekking rise bar, 6066 alloy, 40mm rise, sweep: 20° up, 31.8mm clamp
STEM_	3D Forged alloy City-Trekking stem, adjustable 0-90°, 31.8mm clamp
GRIPS_	Comfortable gel grips with padding
SADDLE_	Selle Royal Moderate
SEATPOST_	Promax SP-226, 31.6mm diameter
FENDERS_	Alloy extruded fenders, front & rear 3/4 length, stainless steel hardware
HEADLIGHT_	Herrmans MR GO E-Bike, 120 Lumens, 6-12V, with reflector, crow mounted
TAILLIGHT_	Herrmans H-Cargo, 6-12V, with reflector
REAR CARRIER_	Tubular aluminium carrier, with Snap-IT platform and spring clamp, H-Cargo rear light mount
ACCESSORIES_	Adjustable kickstand, Chainguard



### E - SYSTEM

\_Efficient Shimano E5000 motor with long-lasting 504Wh battery.

### T I R E S

\_On the safe side with Maxxis Overdrive.


### B R A K E S

\_Hydraulic disc brakes with 160mm rotors.



## CT 2.6 Low Step

SIZES_	S (45cm), M (50cm), L (55cm)
COLOR_	Nickel gray gloss
FRAME_	BESV premium alloy frame with down tube for integrated Darfon battery, Shimano center-motor with protection cover, tapered 1 1/8" - 1.5" head tube, post disc mount, cold-forged dropout and replaceable hanger for Shimano Inner Gear hubs
DRIVE UNIT_	Shimano E-5000 center-motor, 250W rated power, 40Nm of torque, 25km/h maximum assist, for coaster-brake
BATTERY_	Darfon 504Wh, integrated battery, approved for "Shimano Service Program", with 2A charger
DISPLAY_	Shimano SC-E6100 center mounted LCD display with Bluetooth and ANT private connectivity
FORK_	RST Volant, Lockout, Coil damping, tapered alloy steerer, travel 50mm, QR-axle
CRANKSET_	Shimano Steps E5000, 38T chainring
BOTTOM BRACKET_	Shimano, integrated in motor
PEDALS_	Wellgo pedals with reflectors
REAR DERAILLEUR_	Shimano Nexus 8 speed
SHIFTERS_	Shimano Nexus 8 speed
CASSETTE_	Shimano Inner Gear sprocket, 20T
CHAIN_	KMC E101 EPT
WHEELSET_	Formula CL-1420 front hub, Shimano Nexus 8 speed rear hub, multichamber alloy rims 36H
TIRES_	Maxxis Overdrive, 700x47c, Silkshield, 60 TPI wire bread with puncture protection, with reflective stripe
BRAKES_	Shimano MT200, 2-piston hydraulic disc, with 180mm front and 160mm rear rotors
BRAKE LEVERS_	Shimano MT201
HEADSET_	First, D346S, 1 1/8"-1.5" headset, angular contact bearings
HANDLEBAR_	Alloy City-Trekking rise bar, 6066 alloy, 40mm rise, sweep: 30° up, 31.8mm clamp
STEM_	3D Forged alloy City-Trekking stem, adjustable 0-90°, 31.8mm clamp
GRIPS_	Comfortable gel grips with padding
SADDLE_	Selle Italia S5 Superflow
SEATPOST_	Alloy 6066 micro-adjust, 31.6mm diameter, 3.7mm offset
FENDERS_	Alloy extruded fenders, front & rear 3/4 length, stainless steel hardware
HEADLIGHT_	Herrmans MR GO E-Bike, 120 Lumens, 6-12V, with reflector, crow mounted
TAILLIGHT_	Herrmans H-Cargo, 6-12V, with reflector
REAR CARRIER_	Integrated with fender tubular aluminium carrier, with Snap-IT platform and spring clamp, H-Cargo rear light mount
ACCESSORIES_	Adjustable kickstand, Chainguard



### E - SYSTEM

\_Efficient Shimano E5000 motor with long-lasting 504Wh battery.

### G E A R I N G

\_Low-maintenance Shimano Revo shifter with the Shimano Nexus 8-speed hub.

### B R A K E S

\_Hydraulic disc brakes with 180/160mm rotors.



## CT-B 1.1

SIZES_	S (47cm), M (52cm), L (56cm), XL (60cm)
COLOR_	Metallic steel with black gloss
FRAME_	BESV CT-B 1. Series full smooth welded alloy frame, Bosch motor and internal battery compatible
DRIVE UNIT_	Bosch Performance line center-motor, 250W rated power, 75Nm of torque, 25km/h maximum assist
BATTERY_	625 Wh Bosch Power Tube, with 4A charger
LOCK_	Abus battery key-lock and Abus 4650XL rear wheel lock
DISPLAY_	Bosch Intuvia with LED display and Bluetooth connectivity
FORK_	SR Suntour MobieA32, Lockout, Coil damping, tapered alloy steerer, travel 75mm, Thru-axle
CRANKSET_	Chainring: Gates CDX Spider 48T / Crank arm: Samox for Bosch
BOTTOM BRACKET_	Bosch, integrated in motor
PEDALS_	Wellgo pedals with reflectors
REAR DERAILLEUR_	Enviolo Trekking, 380% gear ratio
SHIFTERS_	Enviolo manual
CASSETTE_	Gates CDX rear sprocket / 24T / Enviolo 44T spline
CHAIN_	Gates CDX belt / 128T
WHEELSET_	Shimano HB-TC500-15 front hub, Enviolo Trekking 380% gear ratio rear hub, 700c multichamber alloy rims 36H
TIRES_	Schwalbe Energizer Plus, 50x622, Addix E, Twin Skin, 67 TPI wire bead with Green Guard protection, reflective stripe
BRAKESET_	Shimano MT410, 2-piston hydraulic disc, with 180mm front and rear rotor
BRAKE LEVERS_	Shimano MT402, 3 finger lever
HEADSET_	Acros, AZX-585, 1.5" headset, angular contact bearings, integrated cable routing
HANDLEBAR_	Alloy City-Trekking rise bar, 6066 alloy, 40mm rise, sweep: 20° up, 31.8mm clamp
STEM_	3D Forged alloy City-Trekking stem, SP-Connect mount, adjustable 0-90°, 31.8mm clamp
GRIPS_	Comfortable gel grips with padding
SADDLE_	Selle Italia Max S5 Superflow
SEATPOST_	Suspension seatpost with anty-sideplay, 40mm travel, 31.6mm diameter, 12mm offset
FENDERS_	Alloy extruded fenders, front & rear 3/4 length, stainless steel hardware
HEADLIGHT_	Lezyne e-bike Mini E65, 6-12V, 65 Lux, with reflector
TAILLIGHT_	Herrmans H-Cargo, 6-12V, with reflector
REAR CARRIER_	Tubular aluminium carrier, with MIK HD platform and spring clamp, H-Cargo rear light mount
ACCESSORIES_	Adjustable kickstand, Chainguard



### E - SYSTEM

\_Smooth and fast ride with the Bosch Performance motor matched with the Bosch Powertube 625Wh battery. Compatible with the Bosch Smart System.

### CARRIER

\_With the MIK HD platform you can attach many bags, accessories or even a child seat to the carrier platform.

### GEARING

\_Always in the right gear thanks to the Enviolo 380 inner gear hub.



## CT-B 1.1 Low Step

SIZES_	XS (43cm), S (47cm), M (52cm), L (56cm)
COLOR_	Metallic steel with black gloss
FRAME_	BESV CT-B 1. Series full smooth welded alloy frame, Bosch motor and internal battery compatible
DRIVE UNIT_	Bosch Performance line center-motor, 250W rated power, 75Nm of torque, 25km/h maximum assist
BATTERY_	625 Wh Bosch Power Tube, with 4A charger
LOCK_	Abus battery key-lock and Abus 4650XL rear wheel lock
DISPLAY_	Bosch Intuvia with LED display and Bluetooth connectivity
FORK_	SR Suntour MobieA32, Lockout, Coil damping, tapered alloy steerer, travel 75mm, Thru-axle
CRANKSET_	Chainring: Gates CDX Spider 48T / Crank arm: Samox for Bosch
BOTTOM BRACKET_	Bosch, integrated in motor
PEDALS_	Wellgo pedals with reflectors
REAR DERAILLEUR_	Enviolo Trekking, 380% gear ratio
SHIFTERS_	Enviolo manual
CASSETTE_	Gates CDX rear sprocket / 24T / Enviolo 44T spline
CHAIN_	Gates CDX belt / 128T
WHEELSET_	Shimano HB-TC500-15 front hub, Enviolo Trekking 380% gear ratio rear hub, 700c multichamber alloy rims 36H
TIRES_	Schwalbe Energizer Plus, 50x622, Addix E, Twin Skin, 67 TPI wire bead with Green Guard protection, reflective stripe
BRAKESET_	Shimano MT410, 2-piston hydraulic disc, with 180mm front and rear rotor
BRAKE LEVERS_	Shimano MT402, 3 finger lever
HEADSET_	Acros, AZX-585, 1.5" headset, angular contact bearings, integrated cable routing
HANDLEBAR_	Alloy City-Trekking rise bar, 6066 alloy, 40mm rise, sweep: 20° up, 31.8mm clamp
STEM_	3D Forged alloy City-Trekking stem, SP-Connect mount, adjustable 0-90°, 31.8mm clamp
GRIPS_	Comfortable gel grips with padding
SADDLE_	Selle Italia T3 Flow
SEATPOST_	Suspension seatpost with anty-sideplay, 40mm travel, 31.6mm diameter, 12mm offset
FENDERS_	Alloy extruded fenders, front & rear 3/4 length, stainless steel hardware
HEADLIGHT_	Lezyne e-bike Mini E65, 6-12V, 65 Lux, with reflector
TAILLIGHT_	Herrmans H-Cargo, 6-12V, with reflector
REAR CARRIER_	Tubular aluminium carrier, with MIK HD platform and spring clamp, H-Cargo rear light mount
ACCESSORIES_	Adjustable kickstand, Chainguard



### E - SYSTEM

\_The Bosch Performance motor combined with a 625Wh battery provides a smooth and fast ride. This bike is also compatible with the Bosch Smart System for added convenience and functionality.

### BELTDRIVE

\_Long-lasting and extremely low maintenance Gates CDX belt drive.

### TIRES


\_On the safe side with Schwalbe Energizer Plus.



# TREKKING E - BIKES

Our trekking e-bikes are built for long-distance rides with comfort in mind. Fitted with powerful motors and high-capacity batteries, they come with 9, 10, 11, and 12-speed drivetrains to tackle uphill rides and high-speed flat ground rides. The frames feature wide tires and front suspension travel to ensure a comfortable ride. For added convenience, the rear carrier comes equipped with Snapit and MIK-HD platforms, enabling you to easily attach pannier bags for your groceries and other essentials needed for bike-packing tours.


SCAN TO WATCH VIDEO





## TR 1.1

SIZES_	S (47cm), M (52cm), L (56cm), XL (60cm)
COLOR_	Metallic khaki
FRAME_	BESV TR 1. Series alloy frame, Shimano Steps and internal battery compatible
DRIVE UNIT_	Shimano EP600 center-motor, 250W rated power, 85Nm of torque, 25km/h maximum assist
BATTERY_	720 Wh integrated Lithium Ion battery, approved for Shimano Service Program, with Smart 4-5.6A charger
LOCK_	Abus T82 battery key-lock and Abus 4650XL rear wheel lock
DISPLAY_	Shimano SC-E5003, left hand mounted, with LCD display
FORK_	SR Suntour Mobie25, Lockout, Air damping, tapered alloy steerer, travel 75mm, Thru-axle
CRANKSET_	Samox for Shimano Steps, 38T chainring
BOTTOM BRACKET_	Shimano, integrated in motor
PEDALS_	Wellgo pedals with reflectors
REAR DERAILLEUR_	Shimano Deore XT RD-M8120, 12 speed
SHIFTERS_	Shimano Deore SL-M6100, 12 speed
CASSETTE_	Shimano SLX CS-M7100, 12 speed, 10-45T
CHAIN_	KMC e12Turbo, with Quick-Link
WHEELSET_	Formula CL-71 front hub, Shimano HB-MT410B rear hub, 700c multichamber alloy rims 36H
TIRES_	Maxxis Metropass, 700x50c, Silkworm, 60 TPI wire bead with puncture protection, with reflective stripe
BRAKESET_	Shimano MT420/MT410, 4/2-piston hydraulic disc, with 180mm front and rear rotors
BRAKE LEVERS_	Shimano MT402, 3 finger lever
HEADSET_	Acros, AZX-585, 1.5" headset, angular contact bearings, integrated cable routing
HANDLEBAR_	Alloy City-Trekking rise bar, 6066 alloy, 40mm rise, sweep: 20° up, 31.8mm clamp
STEM_	3D Forged alloy Trekking stem, adjustable 0-90°, 31.8mm clamp
GRIPS_	Comfortable gel grips with padding
SADDLE_	Selle Italia S5 Superflow
SEATPOST_	Promax SP-726, 31.6mm diameter
FENDERS_	Alloy extruded fenders, front & rear 3/4 length, stainless steel hardware
HEADLIGHT_	Lezyne e-bike Power E115, 6-12V, 115 Lux, with reflector
TAILLIGHT_	Herrmans H-Cargo, 6-12V, with reflector
REAR CARRIER_	Tubular aluminium carrier, with Snap-IT platform and spring clamp, H-Cargo rear light mount
ACCESSORIES_	Adjustable kickstand, Chainguard



### E - SYSTEM

\_Powerful Shimano EP600 motor with long-lasting 720Wh battery.

### T I R E S

\_On the safe side with Maxxis Metropass.

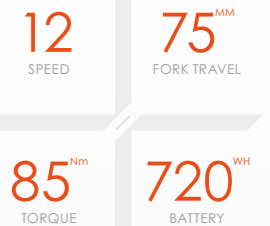
### B R A K E S

\_Hydraulic disc brakes with 180mm rotors.



## TR 1.1 Low Step

SIZES_	XS (43cm), S (47cm), M (52cm), L (56cm)
COLOR_	Metallic khaki
FRAME_	BESV TR 1. Series alloy frame, Shimano Steps and internal battery compatible
DRIVE UNIT_	Shimano EP600 center-motor, 250W rated power, 85Nm of torque, 25km/h maximum assist
BATTERY_	720 Wh integrated Lithium Ion battery, approved for Shimano Service Program, with Smart 4-5.6A charger
LOCK_	Abus T82 battery key-lock and Abus 4650XL rear wheel lock
DISPLAY_	Shimano SC-E5003, left hand mounted, with LCD display
FORK_	SR Suntour Mobie25, Lockout, Air damping, tapered alloy steerer, travel 75mm, Thru-axle
CRANKSET_	Samox for Shimano Steps, 38T chainring
BOTTOM BRACKET_	Shimano, integrated in motor
PEDALS_	Wellgo pedals with reflectors
REAR DERAILLEUR_	Shimano Deore XT RD-M8120, 12 speed
SHIFTERS_	Shimano Deore SL-M6100, 12 speed
CASSETTE_	Shimano SLX CS-M7100, 12 speed, 10-45T
CHAIN_	KMC e12Turbo, with Quick-Link
WHEELSET_	Formula CL-71 front hub, Shimano HB-MT410B rear hub, 700c multichamber alloy rims 36H
TIRES_	Maxxis Metropass, 700x50c, Silkworm, 60 TPI wire bead with puncture protection, with reflective stripe
BRAKESET_	Shimano MT420/MT410, 4/2-piston hydraulic disc, with 180mm front and rear rotors
BRAKE LEVERS_	Shimano MT402, 3 finger lever
HEADSET_	Acros, AZX-585, 1.5" headset, angular contact bearings, integrated cable routing
HANDLEBAR_	Alloy City-Trekking rise bar, 6066 alloy, 40mm rise, sweep: 20° up, 31.8mm clamp
STEM_	3D Forged alloy Trekking stem, adjustable 0-90°, 31.8mm clamp
GRIPS_	Comfortable gel grips with padding
SADDLE_	Selle Italia Max S5 Superflow
SEATPOST_	Promax SP-726, 31.6mm diameter
FENDERS_	Alloy extruded fenders, front & rear 3/4 length, stainless steel hardware
HEADLIGHT_	Lezyne e-bike Power E115, 6-12V, 115 Lux, with reflector
TAILLIGHT_	Herrmans H-Cargo, 6-12V, with reflector
REAR CARRIER_	Tubular aluminium carrier, with Snap-IT platform and spring clamp, H-Cargo rear light mount
ACCESSORIES_	Adjustable kickstand, Chainguard



### E - SYSTEM

\_Powerful Shimano EP600 motor with long-lasting 720Wh battery.

### D R I V E T R A I N

\_High-performance, 12-speed, Shimano XT drivetrain with 10-45 teeth cassette.

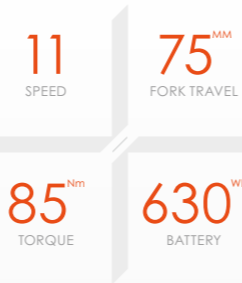
### S A D D L E

\_Comfortable long-distance or everyday riding on Selle Italia S5 Superflow saddle.



## TR 1.2

SIZES_	S (47cm), M (52cm), L (56cm), XL (60cm)
COLOR_	Metallic blue
FRAME_	BESV TR 1. Series alloy frame, Shimano Steps and internal battery compatible
DRIVE UNIT_	Shimano EP600 center-motor, 250W rated power, 85Nm of torque, 25km/h maximum assist
BATTERY_	630 Wh integrated Lithium Ion battery, approved for Shimano Service Program, with Smart 4-5.6A charger
LOCK_	Abus T82 battery key-lock and Abus 4650XL rear wheel lock
DISPLAY_	Shimano SC-E5003, left hand mounted, with LCD display
FORK_	SR Suntour Mobie25, Lockout, Air damping, tapered alloy steerer, travel 75mm, Thru-axle
CRANKSET_	Samox for Shimano Steps, 38T chainring
BOTTOM BRACKET_	Shimano, integrated in motor
PEDALS_	Wellgo pedals with reflectors
REAR DERAILLEUR_	Microshift XLE 11, 11 speed
SHIFTERS_	Microshift XLE 11, 11 speed
CASSETTE_	Microshift XLE 11, 11 speed, 11-42T
CHAIN_	KMC e11Turbo, with Quick-Link
WHEELSET_	Shimano HB-MT400 front hub, Formula CL-3248 rear hub, 700c multichamber alloy rims 36H
TIRES_	Maxxis Metropass, 700x50c, Silkworm, 60 TPI wire bead with puncture protection, with reflective stripe
BRAKESET_	Shimano MT410, 2-piston hydraulic disc, with 180mm front and rear rotors
BRAKE LEVERS_	Shimano MT402, 3 finger lever
HEADSET_	Acros, AZX-585, 1.5" headset, angular contact bearings, integrated cable routing
HANDLEBAR_	Alloy City-Trekking rise bar, 6066 alloy, 40mm rise, sweep: 20° up, 31.8mm clamp
STEM_	3D Forged alloy Trekking stem, adjustable 0-90°, 31.8mm clamp
GRIPS_	Comfortable gel grips with padding
SADDLE_	Selle Italia S5 Superflow
SEATPOST_	Promax SP-726, 31.6mm diameter
FENDERS_	Alloy extruded fenders, front & rear 3/4 length, stainless steel hardware
HEADLIGHT_	Lezyne e-bike Power E115, 6-12V, 115 Lux, with reflector
TAILLIGHT_	Herrmans H-Cargo, 6-12V, with reflector
REAR CARRIER_	Tubular aluminium carrier, with Snap-IT platform and spring clamp, H-Cargo rear light mount
ACCESSORIES_	Adjustable kickstand, Chainguard



### E - SYSTEM

\_Powerful Shimano EP600 motor with long-lasting 630Wh battery.

### SAFETY

\_Powerful lights from Lezyne and Herrmans keep you safe when riding.

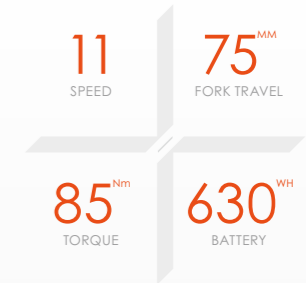
### BRAKES

\_Hydraulic disc brakes with 180mm rotors.



## TR 1.2 Low Step

SIZES_	XS (43cm), S (47cm), M (52cm), L (56cm)
COLOR_	Metallic blue
FRAME_	BESV TR 1. Series alloy frame, Shimano Steps and internal battery compatible
DRIVE UNIT_	Shimano EP600 center-motor, 250W rated power, 85Nm of torque, 25km/h maximum assist
BATTERY_	630 Wh integrated Lithium Ion battery, approved for Shimano Service Program, with Smart 4-5.6A charger
LOCK_	Abus T82 battery key-lock and Abus 4650XL rear wheel lock
DISPLAY_	Shimano SC-E5003, left hand mounted, with LCD display
FORK_	SR Suntour Mobie25, Lockout, Air damping, tapered alloy steerer, travel 75mm, Thru-axle
CRANKSET_	Samox for Shimano Steps, 38T chainring
BOTTOM BRACKET_	Shimano, integrated in motor
PEDALS_	Wellgo pedals with reflectors
REAR DERAILLEUR_	Microshift XLE 11, 11 speed
SHIFTERS_	Microshift XLE 11, 11 speed
CASSETTE_	Microshift XLE 11, 11 speed, 11-42T
CHAIN_	KMC e11Turbo, with Quick-Link
WHEELSET_	Shimano HB-MT400 front hub, Formula CL-3248 rear hub, 700c multichamber alloy rims 36H
TIRES_	Maxxis Metropass, 700x50c, Silkworm, 60 TPI wire bead with puncture protection, with reflective stripe
BRAKESET_	Shimano MT410, 2-piston hydraulic disc, with 180mm front and rear rotors
BRAKE LEVERS_	Shimano MT402, 3 finger lever
HEADSET_	Acros, AZX-585, 1.5" headset, angular contact bearings, integrated cable routing
HANDLEBAR_	Alloy City-Trekking rise bar, 6066 alloy, 40mm rise, sweep: 20° up, 31.8mm clamp
STEM_	3D Forged alloy Trekking stem, adjustable 0-90°, 31.8mm clamp
GRIPS_	Comfortable gel grips with padding
SADDLE_	Selle Italia Max S5 Superflow
SEATPOST_	Promax SP-726, 31.6mm diameter
FENDERS_	Alloy extruded fenders, front & rear 3/4 length, stainless steel hardware
HEADLIGHT_	Lezyne e-bike Power E115, 6-12V, 115 Lux, with reflector
TAILLIGHT_	Herrmans H-Cargo, 6-12V, with reflector
REAR CARRIER_	Tubular aluminium carrier, with Snap-IT platform and spring clamp, H-Cargo rear light mount
ACCESSORIES_	Adjustable kickstand, Chainguard



### E - SYSTEM

\_Powerful Shimano EP600 motor with long-lasting 630Wh battery.

### TIRES

\_On the safe side with Maxxis Metropass.

### SUSPENSION

\_Comfort and traction thanks to the Suntour Mobie Air front fork.



## TR 1.3

SIZES_	S (47cm), M (52cm), L (56cm), XL (60cm)
COLOR_	Metallic umbra
FRAME_	BESV TR 1. Series alloy frame, Shimano Steps and internal battery compatible
DRIVE UNIT_	Shimano EP600 center-motor, 250W rated power, 85Nm of torque, 25km/h maximum assist
BATTERY_	630Wh integrated Lithium Ion battery, approved for Shimano Service Program, with Smart 4-5.6A charger
LOCK_	Abus T82 battery key-lock and Abus 4650XL rear wheel lock
DISPLAY_	Shimano SC-E5003, left hand mounted, with LCD display
FORK_	SR Suntour Mobie A32, Lockout, Coil damping, tapered alloy steerer, travel 75mm, Thru-axle
CRANKSET_	Samox for Shimano Steps, 38T chainring
BOTTOM BRACKET_	Shimano, integrated in motor
PEDALS_	Wellgo pedals with reflectors
REAR DERAILLEUR_	Microshift XLE, 10 speed
SHIFTERS_	Microshift XLE, 10 speed
CASSETTE_	Microshift XLE, 10 speed, 11-42T
CHAIN_	KMC e10Sport, with Quick-Link
WHEELSET_	Shimano HB-MT400 front hub, Formula CL-3248 rear hub, 700c multichamber alloy rims 36H
TIRES_	Maxxis Metropass, 700x50c, Silkworm, 60 TPI wire bead with puncture protection, with reflective stripe
BRAKESET_	Shimano MT410, 2-piston hydraulic disc, with 180mm front and rear rotors
BRAKE LEVERS_	Shimano MT402, 3 finger lever
HEADSET_	Acros, AZX-585, 1.5" headset, angular contact bearings, integrated cable routing
HANDLEBAR_	Alloy City-Trekking rise bar, 6066 alloy, 40mm rise, sweep: 20° up, 31.8mm clamp
STEM_	3D Forged alloy Trekking stem, adjustable 0-90°, 31.8mm clamp
GRIPS_	Comfortable gel grips with padding
SADDLE_	Selle Italia S5 Superflow
SEATPOST_	Promax SP-726, 31.6mm diameter
FENDERS_	Alloy extruded fenders, front & rear 3/4 length, stainless steel hardware
HEADLIGHT_	Lezyne e-bike Mini E65, 6-12V, 65 Lux, with reflector
TAILLIGHT_	Herrmans H-Cargo, 6-12V, with reflector
REAR CARRIER_	Tubular aluminium carrier, with Snapit platform and spring clamp, H-Cargo rear light mount
ACCESSORIES_	Adjustable kickstand, Chainguard



### E - SYSTEM

\_Powerful Shimano EP600 motor with long-lasting 630Wh battery.

### T I R E S

\_On the safe side with Maxxis Metropass.

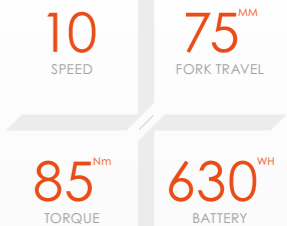
### S T E M

\_Adjustable stem with a wide adjustment range will help you find the best position behind the handlebar.



## TR 1.3 Low Step

SIZES_	XS (43cm), S (47cm), M (52cm), L (56cm)
COLOR_	Metallic umbra
FRAME_	BESV TR 1. Series alloy frame, Shimano Steps and internal battery compatible
DRIVE UNIT_	Shimano EP600 center-motor, 250W rated power, 85Nm of torque, 25km/h maximum assist
BATTERY_	630Wh integrated Lithium Ion battery, approved for Shimano Service Program, with Smart 4-5.6A charger
LOCK_	Abus T82 battery key-lock and Abus 4650XL rear wheel lock
DISPLAY_	Shimano SC-E5003, left hand mounted, with LCD display
FORK_	SR Suntour Mobie A32, Lockout, Coil damping, tapered alloy steerer, travel 75mm, Thru-axle
CRANKSET_	Samox for Shimano Steps, 38T chainring
BOTTOM BRACKET_	Shimano, integrated in motor
PEDALS_	Wellgo pedals with reflectors
REAR DERAILLEUR_	Microshift XLE, 10 speed
SHIFTERS_	Microshift XLE, 10 speed
CASSETTE_	Microshift XLE, 10 speed, 11-42T
CHAIN_	KMC e10Sport, with Quick-Link
WHEELSET_	Shimano HB-MT400 front hub, Formula CL-3248 rear hub, 700c multichamber alloy rims 36H
TIRES_	Maxxis Metropass, 700x50c, Silkworm, 60 TPI wire bead with puncture protection, with reflective stripe
BRAKESET_	Shimano MT410, 2-piston hydraulic disc, with 180mm front and rear rotors
BRAKE LEVERS_	Shimano MT402, 3 finger lever
HEADSET_	Acros, AZX-585, 1.5" headset, angular contact bearings, integrated cable routing
HANDLEBAR_	Alloy City-Trekking rise bar, 6066 alloy, 40mm rise, sweep: 20° up, 31.8mm clamp
STEM_	3D Forged alloy Trekking stem, adjustable 0-90°, 31.8mm clamp
GRIPS_	Comfortable gel grips with padding
SADDLE_	Selle Italia Max S5 Superflow
SEATPOST_	Promax SP-726, 31.6mm diameter
FENDERS_	Alloy extruded fenders, front & rear 3/4 length, stainless steel hardware
HEADLIGHT_	Lezyne e-bike Mini E65, 6-12V, 65 Lux, with reflector
TAILLIGHT_	Herrmans H-Cargo, 6-12V, with reflector
REAR CARRIER_	Tubular aluminium carrier, with Snapit platform and spring clamp, H-Cargo rear light mount
ACCESSORIES_	Adjustable kickstand, Chainguard



### E - SYSTEM

\_Powerful Shimano EP600 motor with long-lasting 630Wh battery.

### S A F E T Y

\_Powerful lights from Lezyne and Herrmans keep you safe when riding.

### S U S P E N S I O N

\_The Mobie fork with 75mm of travel provides a nice and plush ride, smoothing out the road.

## TR 2.1

SIZES\_ M (50cm), L (55cm), XL (60cm)

COLOR\_ Night black

FRAME\_ BESV TR 2. Series alloy frame, Shimano Steps and internal battery compatible

DRIVE UNIT\_ Shimano EP600 center-motor, 250W rated power, 85Nm of torque, 25km/h maximum assist

BATTERY\_ 504 Wh integrated Lithium Ion battery, approved for Shimano Service Program, with 2A charger

LOCK\_ Abus T82 battery key-lock and Abus 4650L rear wheel lock

DISPLAY\_ Shimano SC-E5003, left hand mounted, with LCD display

FORK\_ SR Suntour Nex-E25, Lockout, Coil damping, tapered alloy steerer, travel 50mm, QR-axle

CRANKSET\_ Samox for Shimano Steps, 38T chainring

BOTTOM BRACKET\_ Shimano, integrated in motor

PEDALS\_ Wellgo pedals with reflectors

REAR DERAILLEUR\_ Microshift MARVO LT, 9 speed

SHIFTERS\_ Microshift MARVO LT, 9 speed

CASSETTE\_ Microshift MARVO LT, 9 speed, 11-36T

CHAIN\_ KMC e9Sport, with Quick-Link

WHEELSET\_ Shimano TX505 front hub, Formula CL-1422 rear hub, 700c multichamber alloy rims 36H

TIRES\_ Maxxis Overdrive, 47x622, Silkshield, 60 TPI wire bead with puncture protection, with reflective stripe

BRAKESET\_ Hydraulic disc brake, 2-piston, 180mm front and rear rotors

BRAKE LEVERS\_ 2 finger hydraulic disc brake lever

HEADSET\_ First, D346S, 1.5" headset, angular contact bearings

HANDLEBAR\_ Alloy City-Trekking rise bar, 6066 alloy, 40mm rise, sweep: 20° up, 31.8mm clamp

STEM\_ 3D Forged alloy City-Trekking stem, adjustable 0-90°, 31.8mm clamp

GRIPS\_ Comfortable gel grips with padding

SADDLE\_ Selle Royal Rio Moderate

SEATPOST\_ Promax SP-726, 31.6mm diameter


FENDERS\_ Alloy extruded fenders, front & rear 3/4 length, stainless steel hardware

HEADLIGHT\_ Lezyne e-bike Mini E65, 6-12V, 65 Lux, with reflector

TAILLIGHT\_ Herrmans H-Cargo, 6-12V, with reflector

REAR CARRIER\_ Tubular aluminium carrier, with Snap-IT platform and spring clamp, H-Cargo rear light mount

ACCESSORIES\_ Adjustable kickstand, Chainguard



### E - SYSTEM

\_Powerful EP600 motor from Shimano delivers up to 85Nm of torque.

### T I R E S

\_On the safe side with Maxxis Overdrive.

### B R A K E S

\_Hydraulic disc brakes with 180mm rotors.

## TR 2.1 Low Step

SIZES\_ S (45cm), M (50cm), L (55cm)

COLOR\_ Night black

FRAME\_ BESV TR 2. Series alloy frame, Shimano Steps and internal battery compatible

DRIVE UNIT\_ Shimano EP600 center-motor, 250W rated power, 85Nm of torque, 25km/h maximum assist

BATTERY\_ 504 Wh integrated Lithium Ion battery, approved for Shimano Service Program, with 2A charger

LOCK\_ Abus T82 battery key-lock and Abus 4650L rear wheel lock

DISPLAY\_ Shimano SC-E5003, left hand mounted, with LCD display

FORK\_ SR Suntour Nex-E25, Lockout, Coil damping, tapered alloy steerer, travel 50mm, QR-axle

CRANKSET\_ Samox for Shimano Steps, 38T chainring

BOTTOM BRACKET\_ Shimano, integrated in motor

PEDALS\_ Wellgo pedals with reflectors

REAR DERAILLEUR\_ Microshift MARVO LT, 9 speed

SHIFTERS\_ Microshift MARVO LT, 9 speed

CASSETTE\_ Microshift MARVO LT, 9 speed, 11-36T

CHAIN\_ KMC e9Sport, with Quick-Link

WHEELSET\_ Shimano TX505 front hub, Formula CL-1422 rear hub, 700c multichamber alloy rims 36H

TIRES\_ Maxxis Overdrive, 47x622, Silkshield, 60 TPI wire bead with puncture protection, with reflective stripe

BRAKESET\_ Hydraulic disc brake, 2-piston, 180mm front and rear rotors

BRAKE LEVERS\_ 2 finger hydraulic disc brake lever

HEADSET\_ First, D346S, 1.5" headset, angular contact bearings

HANDLEBAR\_ Alloy City-Trekking rise bar, 6066 alloy, 40mm rise, sweep: 20° up, 31.8mm clamp

STEM\_ 3D Forged alloy City-Trekking stem, adjustable 0-90°, 31.8mm clamp

GRIPS\_ Comfortable gel grips with padding

SADDLE\_ Selle Royal Rio Moderate

SEATPOST\_ Promax SP-726, 31.6mm diameter


FENDERS\_ Alloy extruded fenders, front & rear 3/4 length, stainless steel hardware

HEADLIGHT\_ Lezyne e-bike Mini E65, 6-12V, 65 Lux, with reflector

TAILLIGHT\_ Herrmans H-Cargo, 6-12V, with reflector

REAR CARRIER\_ Tubular aluminium carrier, with Snap-IT platform and spring clamp, H-Cargo rear light mount

ACCESSORIES\_ Adjustable kickstand, Chainguard



### E - SYSTEM

\_Powerful EP600 motor from Shimano delivers up to 85Nm of torque.

### S T E M

\_Adjustable stem with wide adjustment range will help to find the best position behind the handlebar.

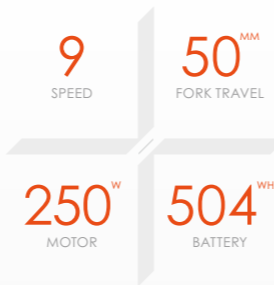
### C A R R I E R

\_With the Snap-it platform from Racktime you can attach many bags and accessories to the carrier platform.



## TRLE

SIZES_	L (55cm), XL (60cm)
COLOR_	Black
FRAME_	BESV premium alloy frame with down tube for integrated battery, for rear hub motor, tapered 1 1/8" - 1.5" head tube, post disc mount, cold-forged dropout and replaceable hanger
DRIVE UNIT_	Bafang rear hub motor for disc brakes, 36V 250W, 6 PCS magnets sensor inside
BATTERY_	504Wh integrated Lithium Ion battery, with Smart 2A charger
DISPLAY_	Darfon display
FORK_	RST Volant, Lockout, Coil damping, tapered alloy steerer, travel 50mm, QR-axle
CRANKSET_	BESV, 38T chainring
BOTTOM BRACKET_	Bafang bottom bracket with revolution per minute (RPM) sensor
PEDALS_	Wellgo C316DU with reflectors
REAR DERAILLEUR_	Microshift MARVO LT, 9 speed
SHIFTERS_	Microshift MARVO LT, 9 speed
CASSETTE_	Microshift MARVO LT, 9 speed, 11-36T
CHAIN_	KMC HG53, 9-speed
WHEELSET_	Shimano HB-TX505 front for Center Lock disc brakes, Bafang hub motor for 6 bolt disc brakes, straight stainless steel spokes, 700c multichamber alloy rims for disc brakes with 36H
TIRES_	Schwalbe Energizer Plus, 700x47c, Green Guard, 67 EPI wire bead, with reflective stripe
BRAKESET_	Shimano MT200, 2-piston hydraulic disc, with 180mm front and 160mm rear rotors
BRAKE LEVERS_	Shimano MT201
HEADSET_	First Components, 1 1/8" - 1.5" headset, retainer bearings
HANDLEBAR_	Alloy City-Trekking riser bar, 6066 alloy, 40mm rise, sweep: 20 degree up, 31.8mm clamp, width in man version: S/M: 700mm, L/XL: 720mm / width in lady version: S: 680mm, M/L: 700mm
STEM_	3D Forged alloy Trekking stem, high-rise 30 degree, 31.8mm clamp, integrated cable routing, width in man version: M: 90mm, L/XL: 110mm / width in lady version: 90mm
GRIPS_	Comfortable gel grips with padding
SADDLE_	Comfortable saddle with D1 padding
SEATPOST_	Alloy micro-adjust, 31.6mm diameter, 0mm offset
FENDERS_	Alloy extruded fenders, front & rear 3/4 length, stainless steel hardware
HEADLIGHT_	Herrmans MR GO E-Bike, 120 Lumens, 6-12v, with reflector, crown mounted
TAILLIGHT_	Herrmans H-Cargo, 6-12v, with reflector
REAR CARRIER_	Tubular aluminium carrier, with platform and spring clamp, rear light mount
ACCESSORIES_	Adjustable kickstand, chainguard



### E - SYSTEM

\_Efficient rear hub motor with long-lasting 504Wh battery.

### T I R E S

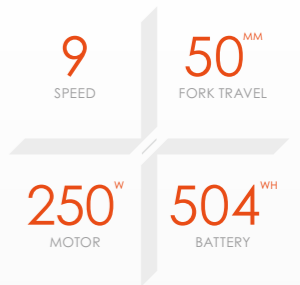
\_On the safe side with the Schwalbe Energizer Performance Plus.

### B R A K E S

\_Hydraulic disc brake with 180/160mm rotors.

## TRLE Low Step

SIZES_	S (45cm), M (50cm), L (55cm)
COLOR_	White
FRAME_	BESV premium alloy frame with down tube for integrated battery, for rear hub motor, tapered 1 1/8" - 1.5" head tube, post disc mount, cold-forged dropout and replaceable hanger
DRIVE UNIT_	Bafang rear hub motor for disc brakes, 36V 250W, 6 PCS magnets sensor inside
BATTERY_	504Wh integrated Lithium Ion battery, with Smart 2A charger
DISPLAY_	Darfon display
FORK_	RST Volant, Lockout, Coil damping, tapered alloy steerer, travel 50mm, QR-axle
CRANKSET_	BESV, 38T chainring
BOTTOM BRACKET_	Bafang bottom bracket with revolution per minute (RPM) sensor
PEDALS_	Wellgo C316DU with reflectors
REAR DERAILLEUR_	Microshift MARVO LT, 9 speed
SHIFTERS_	Microshift MARVO LT, 9 speed
CASSETTE_	Microshift MARVO LT, 9 speed, 11-36T
CHAIN_	KMC HG53, 9-speed
WHEELSET_	Shimano HB-TX505 front for Center Lock disc brakes, Bafang hub motor for 6 bolt disc brakes, straight stainless steel spokes, 700c multichamber alloy rims for disc brakes with 36H
TIRES_	Schwalbe Energizer Plus, 700x47c, Green Guard, 67 EPI wire bead, with reflective stripe
BRAKESET_	Shimano MT200, 2-piston hydraulic disc, with 180mm front and 160mm rear rotors
BRAKE LEVERS_	Shimano MT201
HEADSET_	First Components, 1 1/8" - 1.5" headset, retainer bearings
HANDLEBAR_	Alloy City-Trekking riser bar, 6066 alloy, 40mm rise, sweep: 20 degree up, 31.8mm clamp, width in man version: S/M: 700mm, L/XL: 720mm / width in lady version: S: 680mm, M/L: 700mm
STEM_	3D Forged alloy Trekking stem, high-rise 30 degree, 31.8mm clamp, integrated cable routing, width in man version: M: 90mm, L/XL: 110mm / width in lady version: 90mm
GRIPS_	Comfortable gel grips with padding
SADDLE_	Comfortable saddle with D1 padding
SEATPOST_	Alloy micro-adjust, 31.6mm diameter, 0mm offset
FENDERS_	Alloy extruded fenders, front & rear 3/4 length, stainless steel hardware
HEADLIGHT_	Herrmans MR GO E-Bike, 120 Lumens, 6-12v, with reflector, crown mounted
TAILLIGHT_	Herrmans H-Cargo, 6-12v, with reflector
REAR CARRIER_	Tubular aluminium carrier, with platform and spring clamp, rear light mount
ACCESSORIES_	Adjustable kickstand, chainguard



### E - SYSTEM

\_Efficient rear hub motor with long-lasting 504Wh battery.

### T I R E S

\_On the safe side with the Schwalbe Energizer Performance Plus.

### B R A K E S

\_Hydraulic disc brake with 180/160mm rotors.

# BESV

Premium e-bikes

In our latest collection, we introduce the **Bosch Smart System** in several categories of bikes. Model lines included are CT-B, TR-B and TRX-B. Contact your local BESV dealer for more information.

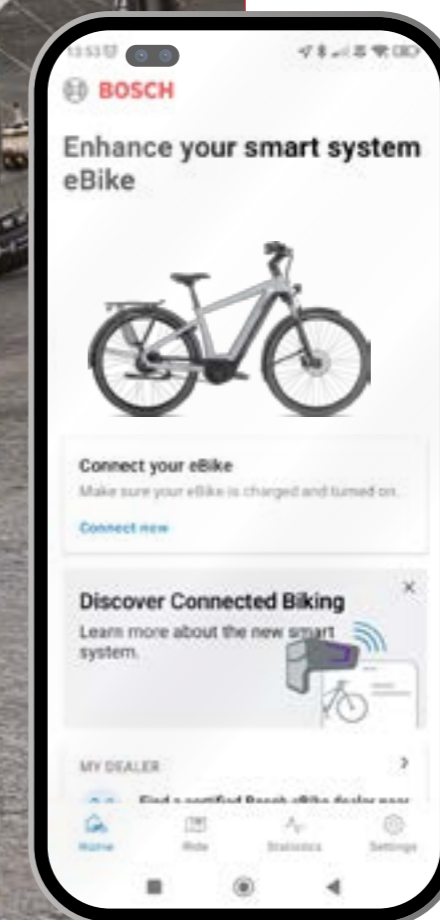


# BOSCH

Invented for life

## Bosch Smart System

In the smart system, the e-Bike Flow app connects you with your e-Bike and your e-Bike with the digital world. Over the air updates keep your e-Bike up to date and continuously add new functions.



eBike Alarm



eBike Lock



Favourite apps



Over-the-air updates



Ride Screen



Navigation and route planning




Activity tracking




Individual riding modes

SCAN TO WATCH VIDEO



# TR - B 1.3

SIZES_	S (47cm), M (52cm), L (56cm), XL (60cm)
COLOR_	Metallic titanium with black gloss
FRAME_	BESV TR-B 1.Series full smooth welded alloy frame, Bosch motor and internal battery compatible
DRIVE UNIT_	Bosch Performance line center-motor, 250W rated power, 75Nm of torque, 25km/h maximum assist
BATTERY_	625 Wh Bosch Power Tube, with 4A charger
LOCK_	Abus battery key-lock and Abus 4650XL rear wheel lock
DISPLAY_	Bosch Kiox with LED display and Bluetooth connectivity
FORK_	SR Suntour Mobie25, Lockout, Air damping, tapered alloy steerer, travel 75mm, Thru-axle
CRANKSET_	Samox for Bosch, 38T chainring
BOTTOM BRACKET_	Bosch, integrated in motor
PEDALS_	Wellgo pedals with reflectors
REAR DERAILLEUR_	Shimano CUES RD-U6020, 11 speed
SHIFTERS_	Shimano CUES SL-U6000, 11 speed
CASSETTE_	Shimano CUES CS-LG400, 11 speed, 11-45T
CHAIN_	Shimano CN-LG500, with Quick-Link
WHEELSET_	Shimano HB-TC500-15 front hub and FH-TC500-HM-B rear hub, 700c multichamber alloy rims 36H
TIRES_	Schwalbe Energizer Plus Tour, 55x622, Addix E, Twin Skin, 67 TPI wire bead with puncture protection, reflective stripe
BRAKESET_	Shimano MT410, 2-piston hydraulic disc, with 180mm front and rear rotor
BRAKE LEVERS_	Shimano MT402, 3 finger lever
HEADSET_	Acros, AZX-585, 1.5" headset, angular contact bearings, integrated cable routing
HANDLEBAR_	Alloy City-Trekking rise bar, 6066 alloy, 40mm rise, sweep: 20° up, 31.8mm clamp
STEM_	3D Forged alloy Trekking stem, adjustable 0-90°, 31.8mm clamp
GRIPS_	Comfortable gel grips with padding
SADDLE_	Selle Italia S5 Superflow
SEATPOST_	Promax SP-726, 31.6mm diameter
FENDERS_	Alloy extruded fenders, front & rear 3/4 length, stainless steel hardware
HEADLIGHT_	Lezyne e-bike Mini E65, 6-12V, 65 Lux, with reflector
TAILLIGHT_	Herrmans H-Cargo, 6-12V, with reflector
REAR CARRIER_	Tubular aluminium carrier, with MIK HD platform and spring clamp, H-Cargo rear light mount
ACCESSORIES_	Adjustable kickstand, Chainguard




**E - SYSTEM**  
 \_Smooth and fast ride with the Bosch Performance motor, matched with a Bosch Powertube 625Wh battery. This system is compatible with the Bosch Smart System.

**DRIVETRAIN**  
 \_High-performance, 11-speed, Shimano CUES drivetrain with 11-45 teeth cassette.

**TIRES**  
 \_Great traction and handling with Schwalbe Energizer Plus Tour.

# TR - B 1.3 Low Step

SIZES_	XS (43cm), S (47cm), M (52cm), L (56cm)
COLOR_	Metallic titanium with black gloss
FRAME_	BESV TR-B 1.Series full smooth welded alloy frame, Bosch motor and internal battery compatible
DRIVE UNIT_	Bosch Performance line center-motor, 250W rated power, 75Nm of torque, 25km/h maximum assist
BATTERY_	625 Wh Bosch Power Tube, with 4A charger
LOCK_	Abus battery key-lock and Abus 4650XL rear wheel lock
DISPLAY_	Bosch Kiox with LED display and Bluetooth connectivity
FORK_	SR Suntour Mobie25, Lockout, Air damping, tapered alloy steerer, travel 75mm, Thru-axle
CRANKSET_	Samox for Bosch, 38T chainring
BOTTOM BRACKET_	Bosch, integrated in motor
PEDALS_	Wellgo pedals with reflectors
REAR DERAILLEUR_	Shimano CUES RD-U6020, 11 speed
SHIFTERS_	Shimano CUES SL-U6000, 11 speed
CASSETTE_	Shimano CUES CS-LG400, 11 speed, 11-45T
CHAIN_	Shimano CN-LG500, with Quick-Link
WHEELSET_	Shimano HB-TC500-15 front hub and FH-TC500-HM-B rear hub, 700c multichamber alloy rims 36H
TIRES_	Schwalbe Energizer Plus Tour, 55x622, Addix E, Twin Skin, 67 TPI wire bead with puncture protection, reflective stripe
BRAKESET_	Shimano MT410, 2-piston hydraulic disc, with 180mm front and rear rotor
BRAKE LEVERS_	Shimano MT402, 3 finger lever
HEADSET_	Acros, AZX-585, 1.5" headset, angular contact bearings, integrated cable routing
HANDLEBAR_	Alloy City-Trekking rise bar, 6066 alloy, 40mm rise, sweep: 20° up, 31.8mm clamp
STEM_	3D Forged alloy Trekking stem, adjustable 0-90°, 31.8mm clamp
GRIPS_	Comfortable gel grips with padding
SADDLE_	Selle Italia Max S5 Superflow
SEATPOST_	Promax SP-726, 31.6mm diameter
FENDERS_	Alloy extruded fenders, front & rear 3/4 length, stainless steel hardware
HEADLIGHT_	Lezyne e-bike Mini E65, 6-12V, 65 Lux, with reflector
TAILLIGHT_	Herrmans H-Cargo, 6-12V, with reflector
REAR CARRIER_	Tubular aluminium carrier, with MIK HD platform and spring clamp, H-Cargo rear light mount
ACCESSORIES_	Adjustable kickstand, Chainguard



**E - SYSTEM**  
 \_Smooth and fast ride with the Bosch Performance motor, matched with a Bosch Powertube 625Wh battery. This system is compatible with the Bosch Smart System.

**CARRIER**  
 \_The MIK HD platform allows you to attach a variety of bags, accessories, or even a child seat to the carrier platform.

**BRAKES**  
 \_Hydraulic disc brakes with 180mm rotors.

## TR - B 1.5

SIZES\_ S (47cm), M (52cm), L (56cm), XL (60cm)

COLOR\_ Metallic steel with black gloss

FRAME\_ BESV TR-B 1.Series full smooth welded alloy frame, Bosch motor and internal battery compatible

DRIVE UNIT\_ Bosch Performance line center-motor, 250W rated power, 75Nm of torque, 25km/h maximum assist

BATTERY\_ 500 Wh Bosch Power Tube, with 4A charger

LOCK\_ Abus battery key-lock and Abus 4650XL rear wheel lock

DISPLAY\_ Bosch Kiox with LED display and Bluetooth connectivity

FORK\_ SR Suntour Mobie A32, Lockout, Coil damping, tapered alloy steerer, travel 75mm, Thru-axle

CRANKSET\_ Samox for Bosch, 38T chainring

BOTTOM BRACKET\_ Bosch, integrated in motor

PEDALS\_ Wellgo pedals with reflectors

REAR DERAILLEUR\_ Shimano CUES RD-U6020, 10 speed

SHIFTERS\_ Shimano CUES SL-U6000, 10 speed

CASSETTE\_ Shimano CUES CS-LG300, 10 speed, 11-39T

CHAIN\_ Shimano CN-LG500, with Quick-Link

WHEELSET\_ Shimano HB-TC500-15 front hub and FH-TC500-HM-B rear hub, 700c multichamber alloy rims 36H

TIRES\_ Schwalbe Energizer Plus Tour, 55x622, Addix E, Twin Skin, 67 TPI wire bead with puncture protection, reflective stripe

BRAKES\_ Shimano MT410, 2-piston hydraulic disc, with 180mm front and rear rotor

BRAKE LEVERS\_ Shimano MT402, 3 finger lever

HEADSET\_ Acros, AZX-585, 1.5" headset, angular contact bearings, integrated cable routing

HANDLEBAR\_ Alloy City-Trekking rise bar, 6066 alloy, 40mm rise, sweep: 20° up, 31.8mm clamp

STEM\_ 3D Forged alloy Trekking stem, adjustable 0-90°, 31.8mm clamp

GRIPS\_ Comfortable gel grips with padding

SADDLE\_ Selle Italia S5 Superflow

SEATPOST\_ Promax SP-726, 31.6mm diameter

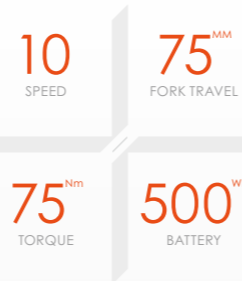
FENDERS\_ Alloy extruded fenders, front & rear 3/4 length, stainless steel hardware

HEADLIGHT\_ Lezyne e-bike Mini E65, 6-12V, 65 Lux, with reflector

TAILLIGHT\_ Herrmans H-Cargo, 6-12V, with reflector

REAR CARRIER\_ Tubular aluminium carrier, with MIK HD platform and spring clamp, H-Cargo rear light mount

ACCESSORIES\_ Adjustable kickstand, Chainguard



### E - SYSTEM

\_Smooth and fast ride with the Bosch Performance motor, matched with a Bosch Powertube 500Wh battery. This system is compatible with the Bosch Smart System.

### DRIVETRAIN

\_High-performance, 10-speed, Shimano CUES drivetrain with 11-39 teeth cassette.

### BRAKES

\_Hydraulic disc brakes with 180mm rotors.

## TR - B 1.5 Low Step

SIZES\_ XS (43cm), S (47cm), M (52cm), L (56cm)

COLOR\_ Metallic steel with black gloss

FRAME\_ BESV TR-B 1.Series full smooth welded alloy frame, Bosch motor and internal battery compatible

DRIVE UNIT\_ Bosch Performance line center-motor, 250W rated power, 75Nm of torque, 25km/h maximum assist

BATTERY\_ 500 Wh Bosch Power Tube, with 4A charger

LOCK\_ Abus battery key-lock and Abus 4650XL rear wheel lock

DISPLAY\_ Bosch Kiox with LED display and Bluetooth connectivity

FORK\_ SR Suntour Mobie A32, Lockout, Coil damping, tapered alloy steerer, travel 75mm, Thru-axle

CRANKSET\_ Samox for Bosch, 38T chainring

BOTTOM BRACKET\_ Bosch, integrated in motor

PEDALS\_ Wellgo pedals with reflectors

REAR DERAILLEUR\_ Shimano CUES RD-U6020, 10 speed

SHIFTERS\_ Shimano CUES SL-U6000, 10 speed

CASSETTE\_ Shimano CUES CS-LG300, 10 speed, 11-39T

CHAIN\_ Shimano CN-LG500, with Quick-Link

WHEELSET\_ Shimano HB-TC500-15 front hub and FH-TC500-HM-B rear hub, 700c multichamber alloy rims 36H

TIRES\_ Schwalbe Energizer Plus Tour, 55x622, Addix E, Twin Skin, 67 TPI wire bead with puncture protection, reflective stripe

BRAKES\_ Shimano MT410, 2-piston hydraulic disc, with 180mm front and rear rotor

BRAKE LEVERS\_ Shimano MT402, 3 finger lever

HEADSET\_ Acros, AZX-585, 1.5" headset, angular contact bearings, integrated cable routing

HANDLEBAR\_ Alloy City-Trekking rise bar, 6066 alloy, 40mm rise, sweep: 20° up, 31.8mm clamp

STEM\_ 3D Forged alloy Trekking stem, adjustable 0-90°, 31.8mm clamp

GRIPS\_ Comfortable gel grips with padding

SADDLE\_ Selle Italia Max S5 Superflow

SEATPOST\_ Promax SP-726, 31.6mm diameter

FENDERS\_ Alloy extruded fenders, front & rear 3/4 length, stainless steel hardware

HEADLIGHT\_ Lezyne e-bike Mini E65, 6-12V, 65 Lux, with reflector

TAILLIGHT\_ Herrmans H-Cargo, 6-12V, with reflector

REAR CARRIER\_ Tubular aluminium carrier, with MIK HD platform and spring clamp, H-Cargo rear light mount

ACCESSORIES\_ Adjustable kickstand, Chainguard



### E - SYSTEM

\_Smooth and fast ride with the Bosch Performance motor, matched with a Bosch Powertube 500Wh battery. This system is compatible with the Bosch Smart System.

### CARRIER

\_The MIK HD platform allows you to attach a variety of bags, accessories, or even a child seat to the carrier platform.

### SAFETY

\_Powerful lights from Lezyne and Herrmans keep you safe when riding.




# DUAL SUSPENSION

## E - M T B

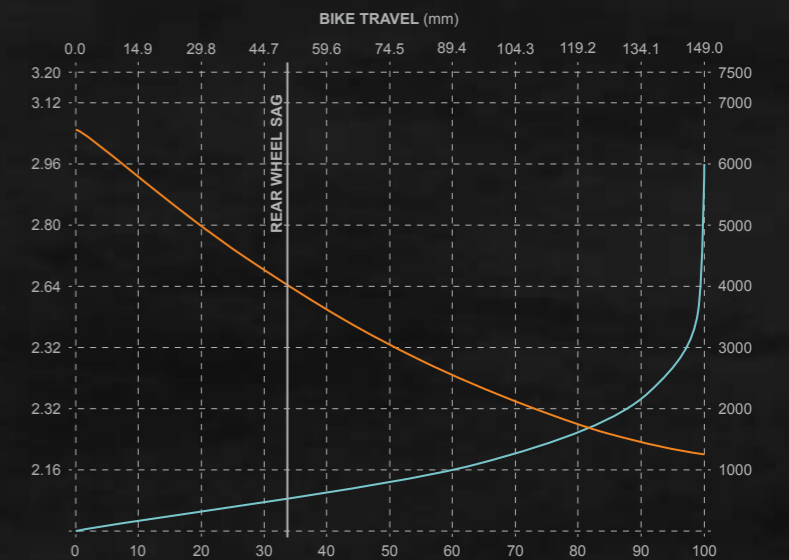

With two different frame groups we offer full suspension e-mtb's from recreational to high performance levels. We've developed our full carbon frames with only one thing in mind – performance. We've joined forces with our highly experienced team of engineers and designers to develop these frames and fit them with high-end performance parts, big capacity batteries and the most powerful Shimano motor. If you are looking for a professional e-mtb capable to enter competitions, this is it. Aluminum frames are all equipped with quality parts similar as the carbon ones. These bikes will be suitable for a large group of rider-types as it offers you up to 160mm front travel and 150mm in the back, making it capable of taking on any terrain. We have designed these bikes to offer superb performance on and off the trails. They look good, ride good and provide great fun.

SCAN TO WATCH VIDEO



We decided to use a 4-bar „Horst Link” suspension system due to its high durability and precise control on suspension performance. It keeps the same characteristics during climbing, descending or braking. We were able to optimize the suspension characteristics in both the 150mm and 130mm rear travel versions.

SCAN TO WATCH VIDEO



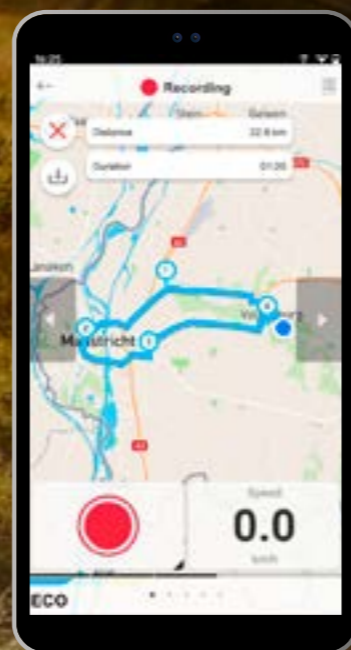
# E-TUBE

# RIDE APP

SHIMANO

## YOUR SMARTPHONE TO CYCLING COMPUTER ON THE BIKE

SHIMANO's E-TUBE RIDE app allows you to visualize your ride with the route map to the destination, real time ride data display, assist mode change, and ride record data on your smartphone by connecting with your e-bike.



Your phone will replace or extend your e-bike display and will enable you to check your speed or assist level from your phone. Logging your rides and uploading them to apps like Strava is another function added by the app.

Never get lost again by selecting your destination on the map and use your phone as your navigation display. Shimano's e-tube ride app adds function to you e-bike!

- APP ON YOUR PHONE INSTALL IT.
- APP AND YOUR BIKE CONNECT.
- YOUR TRAVEL HISTORY ON THE MAP IT IS DISPLAYED.



DOWNLOAD

LET'S DOWNLOAD IT NOW!



**BESV**  
Premium e-bikes



## TCE 1.1

SIZES_	S (41.5cm), M (43cm), L (46cm)
COLOR_	Shadow black with night black
FRAME_	Full-suspension BESV TCE Series frame, carbon front and rear triangle, Shimano Steps and internal battery compatible
DRIVE UNIT_	Shimano EP801 center-motor, 250W rated power, 85Nm of torque, 25km/h maximum assist
BATTERY_	720 Wh integrated Lithium Ion battery, approved for Shimano Service Program, with Smart 4-5.6A charger
LOCK_	TKM battery allen-key lock
DISPLAY_	Shimano SC-EM800, center mounted, with LCD display, Bluetooth and ANT private connectivity, left hand switch
FORK_	Fox 38 E-bike Performance Elite Float, 38mm stanchions, Air damping, 1 1/8"-1.5" tapered alloy steerer, travel 160mm
REAR SHOCK_	Fox Performance Elite Float X, 205x60mm, air spring, 150mm rear wheel travel
CRANKSET_	Shimano FC-EM8150 for Shimano EP801, Shimano CRE80 34T chainring
BOTTOM BRACKET_	Shimano, integrated in motor
PEDALS_	Wellgo, alloy body, ball bearings
REAR DERAILLEUR_	Shimano Deore XT RD-M8100, 12 speed
SHIFTERS_	Shimano Deore XT SL-M8100, 12 speed
CASSETTE_	Shimano SLX CS-M7100, 12 speed, 10-51T
CHAIN_	KMC e12Turbo, with Quick-Link
WHEELSET_	Race Face Aeffect-R, eMTB wheelset, front: 29" rear: 27.5+, Boost hubs spacing, Race Face multichamber alloy rims 32H
TIRES_	Maxxis Minion DHF, 29x2.5" / Minion DHR II, 27.5x2.6", 3C Maxxterra Compound, EXO+ Protection, Tubeless, 120 TPI foldable
BRAKESET_	Shimano Deore XT M8120, 4-piston hydraulic disc, with 203mm front and rear rotors
BRAKE LEVERS_	Shimano Deore XT M8100, 2 finger lever
HEADSET_	Acros, AZX-581, 1.8" reduction to 1.5" headset, angular contact bearings, integrated cable routing
HANDLEBAR_	E-MTB rizer bar, 6066 alloy, 15mm rise, sweep: 7° back, 35mm clamp
STEM_	E-MTB 3D Forged alloy stem, 35mm clamp, for internal cable routing
GRIPS_	Race Face Half-Nelson
SADDLE_	Selle Italia Model-X Superflow e-bike
SEATPOST_	Fox Transfer Performance Elite dropper post with remote lever, travel: 175mm, 30.9mm diameter, 0mm offset

12  
SPEED

160<sup>MM</sup>  
SUSPENSION  
TRAVEL

85<sup>Nm</sup>  
TORQUE

720<sup>WH</sup>  
BATTERY

### FRAME

Our frames are constructed with a full carbon front and rear triangle, complemented by a suspension kinematic designed to deliver approximately 160mm and 150mm of travel. Additionally, the mullet wheel size set-up further enhances the versatility of this eMTB.

### SUSPENSION

\_Custom-tuned pure Fox Performance Elite suspension line with 160mm front and 150mm rear wheel travel.

### DRIVETRAIN

\_High-performance Shimano XT with 12-speed SLX cassette.



## TCE 1.3

SIZES_	S (41.5cm), M (43cm), L (46cm)
COLOR_	Bright desert sands with dark desert sands
FRAME_	Full-suspension BESV TCE Series frame, carbon front and rear triangle, Shimano Steps and internal battery compatible
DRIVE UNIT_	Shimano EP801 center-motor, 250W rated power, 85Nm of torque, 25km/h maximum assist
BATTERY_	720 Wh integrated Lithium Ion battery, approved for Shimano Service Program, with Smart 4-5.6A charger
LOCK_	TKM battery allen-key lock
DISPLAY_	Shimano SC-EM800, center mounted, with LCD display, Bluetooth and ANT private connectivity, left hand switch
FORK_	Fox 38 E-bike Performance Float, 38mm stanchions, Air damping, 1 1/8"-1.5" tapered alloy steerer, travel 160mm
REAR SHOCK_	Fox Performance Float X, 205x60mm, air spring, 150mm rear wheel travel
CRANKSET_	Shimano FC-EM600 for Shimano EP801, Shimano CRE80 34T chainring
BOTTOM BRACKET_	Shimano, integrated in motor
PEDALS_	Wellgo, alloy body, ball bearings, with pins
REAR DERAILLEUR_	Shimano SLX RD-M7100, 12 speed
SHIFTERS_	Shimano SLX SL-M7100, 12 speed
CASSETTE_	Shimano Deore CS-M6100, 12 speed, 10-51T
CHAIN_	KMC e12Turbo, with Quick-Link
WHEELSET_	Race Face Aeffect-R, eMTB wheelset, front: 29" rear: 27.5+, Boost hubs spacing, Race Face multichamber alloy rims 32H
TIRES_	Maxxis Minion DHF, 29x2.5" / Minion DHR II, 27.5x2.6", 3C Maxxterra Compound, EXO+ Protection, Tubeless, 120 TPI foldable
BRAKESET_	Shimano SLX M7120, 4-piston hydraulic disc, with 203mm front and rear rotors
BRAKE LEVERS_	Shimano SLX M7100, 2 finger lever
HEADSET_	Acros, AZX-581, 1.8" reduction to 1.5" headset, angular contact bearings, integrated cable routing
HANDLEBAR_	E-MTB rizer bar, 6066 alloy, 15mm rise, sweep: 7° back, 35mm clamp
STEM_	E-MTB 3D Forged alloy stem, 35mm clamp, for internal cable routing
GRIPS_	Race Face Half-Nelson
SADDLE_	Selle Italia Model-X Superflow e-bike
SEATPOST_	Kind Shock LEV-SI dropper post with remote lever, travel: 175mm, 30.9mm diameter, 0mm offset

12  
SPEED

160<sup>MM</sup>  
SUSPENSION  
TRAVEL

85<sup>Nm</sup>  
TORQUE

720<sup>WH</sup>  
BATTERY

### E - SYSTEM

\_Powerful and light Shimano EP801 motor with long-lasting 720Wh battery.

### WHEELS

\_Mullet set up of Race Face Aeffect-R wheels with Maxxis Minion tires offer supreme control and traction.

### BRAKES

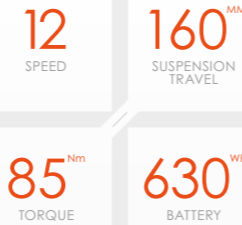
\_4-piston brakes from Shimano SLX offer tons of stopping power.





# TCE 1.5

SIZES_	S (41.5cm), M (43cm), L (46cm)
COLOR_	Bright slate grey with dark slate grey
FRAME_	Full-suspension BESV TCE Series frame, carbon front and rear triangle, Shimano Steps and internal battery compatible
DRIVE UNIT_	Shimano EP801 center-motor, 250W rated power, 85Nm of torque, 25km/h maximum assist
BATTERY_	630 Wh integrated Lithium Ion battery, approved for Shimano Service Program, with Smart 4-5.6A charger
LOCK_	TKM battery allen-key lock
DISPLAY_	Shimano SC-EM800, center mounted, with LCD display, Bluetooth and ANT private connectivity, left hand switch
FORK_	Fox 36 E-bike Rhythm Float, 36mm stanchions, Air damping, 1 1/8"-1.5" tapered alloy steerer, travel 160mm
REAR SHOCK_	Fox Performance Float X, 205x60mm, air spring, 150mm rear wheel travel
CRANKSET_	Shimano FC-EM600 for Shimano EP801, FSA 34T chainring
BOTTOM BRACKET_	Shimano, integrated in motor
PEDALS_	Wellgo, alloy body, ball bearings, with pins
REAR DERAILLEUR_	Shimano Deore RD-M6100, 12 speed
SHIFTERS_	Shimano Deore SL-M6100, 12 speed
CASSETTE_	Shimano Deore CS-M6100, 12 speed, 10-51T
CHAIN_	KMC e12Turbo, with Quick-Link
WHEELSET_	Formula CL-811 front hub, Formula CL-3248M rear hub, Boost hubs spacing, WTB STi30/STi35 multichamber alloy rims 32H
TIRES_	Maxxis Minion DHF, 29x2.5" / Minion DHR II, 27.5x2.6", 3C Maxxterra Compound, EXO+ Protection, Tubeless, 120 TPI foldable
BRAKES_	Shimano Deore M6120, 4-piston hydraulic disc, with 203mm front and rear rotors
BRAKE LEVERS_	Shimano Deore M6100, 2 finger lever
HEADSET_	Acros, AZX-581, 1.8" reduction to 1.5" headset, angular contact bearings, integrated cable routing
HANDLEBAR_	E-MTB rizer bar, 6066 alloy, 15mm rise, sweep: 7° back, 35mm clamp
STEM_	E-MTB 3D Forged alloy stem, 35mm clamp, for internal cable routing
GRIPS_	E-MTB gel grips with padding and BESV clamp
SADDLE_	Selle Italia Model-X Superflow e-bike
SEATPOST_	Kind Shock e20i dropper post with remote lever, travel: 170mm, 30.9mm diameter, 0mm offset



## E - SYSTEM

\_Powerful and light Shimano EP801 motor with long-lasting 630Wh battery.

## SUSPENSION

\_Combination of Fox Rhythm and Performance for the best value-to-performance ratio.

## DRIVETRAIN

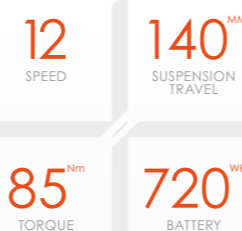
\_Durable and precise 12-speed drivetrain from Shimano Deore.





## TCA 1.1

SIZES_	Man: S (41.5cm), M (43cm), L (46cm)
COLOR_	River blue with night black
FRAME_	Full-suspension BESV TCA Series frame, carbon front and rear triangle, Shimano Steps and internal battery compatible
DRIVE UNIT_	Shimano EP801 center-motor, 250W rated power, 85Nm of torque, 25km/h maximum assist
BATTERY_	720 Wh integrated Lithium Ion battery, approved for Shimano Service Program, with Smart 4-5.6A charger
LOCK_	TKM battery allen-key lock
DISPLAY_	Shimano SC-EM800, center mounted, with LCD display, Bluetooth and ANT private connectivity, left hand switch
FORK_	Rock Shox Revelation, 35mm stanchions, Debon Air with Motion Control, 1 1/8"-1.5" tapered alloy steerer, travel 140mm, Maxle Lite
REAR SHOCK_	Rock Shox Delux Select, DebonAir, 185x50mm
CRANKSET_	Shimano FC-EM600 for Shimano EP801, Shimano CRE80 34T chainring
BOTTOM BRACKET_	Shimano, integrated in motor
PEDALS_	Wellgo, alloy body, ball bearings, with pins
REAR DERAILLEUR_	Shimano SLX RD-M7100, 12 speed
SHIFTERS_	Shimano SLX SL-M7100, 12 speed
CASSETTE_	Shimano Deore CS-M6100, 12 speed, 10-51T
CHAIN_	KMC e12Turbo, with Quick-Link
WHEELSET_	Race Face Aeffect-R, eMTB wheelset 29", Boost hubs spacing, Race Face multichamber alloy rims 32H
TIRES_	Maxxis Minion DHF, 29x2.5" / Assegai, 29x2.5", 3C Maxxterra Compound, EXO+ Protection, Tubeless, 120 TPI foldable
BRAKESET_	Shimano SLX M7120, 4-piston hydraulic disc, with 203mm front and rear rotors
BRAKE LEVERS_	Shimano SLX M7100, 2 finger lever
HEADSET_	Acros, AZX-581, 1.5" headset, angular contact bearings, integrated cable routing
HANDLEBAR_	E-MTB rizer bar, 6066 alloy, 15mm rise, sweep: 7° back, 35mm clamp
STEM_	E-MTB 3D Forged alloy stem, 35mm clamp, for internal cable routing
GRIPS_	Race Face Half-Nelson
SADDLE_	Selle Italia Model-X Superflow e-bike
SEATPOST_	Kind Shock e20i dropper post with remote lever, travel: 170mm, 30.9mm diameter, 0mm offset



### FRAME

\_Fully carbon front and rear triangle of frame together designed with excellent kinematic around 140mm and 130mm of travel and 29" wheel size set-up.

### WHEELS

\_29" set up of Race Face Aeffect-R wheels with Maxxis tires offers supreme control and traction.

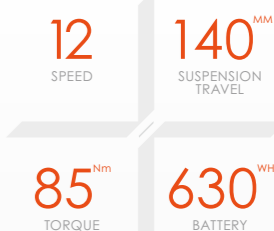
### SUSPENSION

\_Great suspension from Rock Shox with 140mm front and 130mm rear wheel travel.



## TCA 1.3

SIZES_	Man: S (41.5cm), M (43cm), L (46cm)
COLOR_	Bright ceramic green with dark ceramic green
FRAME_	Full-suspension BESV TCA Series frame, carbon front and rear triangle, Shimano Steps and internal battery compatible
DRIVE UNIT_	Shimano EP801 center-motor, 250W rated power, 85Nm of torque, 25km/h maximum assist
BATTERY_	630 Wh integrated Lithium Ion battery, approved for Shimano Service Program, with Smart 4-5.6A charger
LOCK_	TKM battery allen-key lock
DISPLAY_	Shimano SC-EM800, center mounted, with LCD display, Bluetooth and ANT private connectivity, left hand switch
FORK_	Rock Shox 35 Silver TK, 36mm stanchions, Solo Air, 1 1/8"-1.8" tapered alloy steerer, travel 140mm
REAR SHOCK_	Rock Shox Delux Select, DebonAir, 185x50mm
CRANKSET_	Shimano FC-EM600 for Shimano EP801, FSA 34T chainring
BOTTOM BRACKET_	Shimano, integrated in motor
PEDALS_	Wellgo, alloy body, ball bearings, with pins
REAR DERAILLEUR_	Shimano Deore RD-M6100, 12 speed
SHIFTERS_	Shimano Deore SL-M6100, 12 speed
CASSETTE_	Shimano Deore CS-M6100, 12 speed, 10-51T
CHAIN_	KMC e12Turbo, with Quick-Link
WHEELSET_	Formula CL-811 front hub, Formula CL-3248M rear hub, Boost hubs spacing, WTB STi30 multichamber alloy rims 32H
TIRES_	Maxxis Minion DHF, 29x2.5" / Assegai, 29x2.5", 3C Maxxterra Compound, EXO+ Protection, Tubeless, 120 TPI foldable
BRAKESET_	Shimano Deore M6120, 4-piston hydraulic disc, with 203mm front and rear rotors
BRAKE LEVERS_	Shimano Deore M6100, 2 finger lever
HEADSET_	Acros, AZX-581, 1.8" headset, angular contact bearings, integrated cable routing
HANDLEBAR_	E-MTB rizer bar, 6066 alloy, 15mm rise, sweep: 7° back, 35mm clamp
STEM_	E-MTB 3D Forged alloy stem, 35mm clamp, for internal cable routing
GRIPS_	Race Face Half-Nelson
SADDLE_	Selle Italia Model-X Superflow e-bike
SEATPOST_	Kind Shock e20i dropper post with remote lever, travel: 170mm, 30.9mm diameter, 0mm offset



### E - SYSTEM

\_Powerful and light Shimano EP801 motor with long-lasting 630Wh battery.

### TIRES

\_Extreme well handling and control with super fast Maxxis tires.

### BRAKES

\_4-piston brakes from Shimano Deore offer tons of stopping power.



## TR S 160 1.1 LR

SIZES_	S (40cm), M (42.5cm), L (44.5cm), XL (46cm)
COLOR_	Intense red with black gloss
FRAME_	Full-suspension BESV TRS Series smooth welded alloy frame, Shimano Steps and internal battery compatible
DRIVE UNIT_	Shimano EP801 center-motor, 250W rated power, 85Nm of torque, 25km/h maximum assist
BATTERY_	800 Wh integrated Lithium Ion battery, approved for Shimano Service Program, with Smart 4-5.6A charger
LOCK_	TKM battery allen-key lock
DISPLAY_	Shimano SC-EN600, left hand mounted, with LCD display and Bluetooth connectivity
FORK_	Fox 36 E-bike Rhythm Float, 36mm stanchions, Air damping, 1 1/8"-1.5" tapered alloy steerer, travel 160mm
REAR SHOCK_	Fox Performance Float DPS, 230x65mm, air spring, 160mm rear wheel travel
CRANKSET_	Samox for Shimano Steps, 34T chainring
BOTTOM BRACKET_	Shimano, integrated in motor
PEDALS_	Wellgo, alloy body, ball bearings
REAR DERAILLEUR_	Shimano Deore XT RD-M8100, 12 speed
SHIFTERS_	Shimano Deore SL-M6100, 12 speed
CASSETTE_	Shimano Deore CS-M6100, 12 speed, 10-51T
CHAIN_	KMC e12Turbo, with Quick-Link
WHEELSET_	Shimano HB-TC500-15-B front hub and HB-TC500-MS-B rear hub, Boost hubs spacing, WTB STi30 29" multichamber alloy rims 32H
TIRES_	Maxxis Minion DHF / Minion DHR II, 29x2.6", Normal Compound, EXO, Tubeless, 60 TPI foldable, Tanwall sides
BRAKES_	Shimano Deore M6120, 4-piston hydraulic disc, with 203mm front and rear rotor
BRAKE LEVERS_	Shimano Deore M6100, 2 finger lever
HEADSET_	Acros, AZX-581, 1.8" reduction to 1.5" headset, angular contact bearings, integrated cable routing
HANDLEBAR_	E-MTB rizer bar, 6066 alloy, 15mm rise, sweep: 7° back, 35mm clamp
STEM_	E-MTB 3D Forged alloy stem, 35mm clamp, for internal cable routing
GRIPS_	E-MTB gel grips with padding and BESV clamp
SADDLE_	Selle Italia Model-X Superflow Comfort+
SEATPOST_	Kind Shock LEV-SI dropper post with remote lever, 30.9mm diameter, 0mm offset

12  
SPEED

160<sup>MM</sup>  
SUSPENSION  
TRAVEL

85<sup>Nm</sup>  
TORQUE

800<sup>WH</sup>  
BATTERY

### FRAME

\_Redesigned alloy frame with improved geometry and a highly efficient 4-bar suspension system, providing 160mm of suspension travel.

### E - SYSTEM

\_Explosive power of the Shimano EP801 driveunit perfectly matched with the latest 800Wh battery will allow riders to enjoy even the longest rides.

### TIRES

\_All terrain capabilities of Maxxis Minion in 29x2.6" sizing brings more confidence to every ride.



## TRS 160 1.1 LE

SIZES_	S (42.5cm), M (46cm), L (49cm)
COLOR_	Forest green with night black
FRAME_	Full-suspension BESV TRS Series alloy frame, Shimano Steps and internal battery compatible
DRIVE UNIT_	Shimano EP801 center-motor, 250W rated power, 85Nm of torque, 25km/h maximum assist
BATTERY_	720 Wh integrated Lithium Ion battery, approved for Shimano Service Program, with Smart 4-5.6A charger
LOCK_	TKM battery allen-key lock
DISPLAY_	Shimano SC-EM800, center mounted, LCD display, Bluetooth and ANT private connectivity, left hand switch
FORK_	Fox 36 E-bike Rhythm Float, 36mm stanchions, Air damping, 1 1/8"-1.5" tapered alloy steerer, travel 160mm
REAR SHOCK_	Fox Performance Float DPS, 230x65mm, air spring, 160mm rear wheel travel
CRANKSET_	Samox for Shimano Steps, 34T chainring
BOTTOM BRACKET_	Shimano, integrated in motor
PEDALS_	Wellgo, alloy body, ball bearings
REAR DERAILLEUR_	Shimano Deore XT RD-M8100, 12 speed
SHIFTERS_	Shimano Deore SL-M6100, 12 speed
CASSETTE_	Shimano Deore CS-M6100, 12 speed, 10-51T
CHAIN_	KMC e12Turbo, with Quick-Link
WHEELSET_	Formula CL-811 front hub, Formula CL-3248M rear hub, Boost hubs spacing, WTB STi30 29" multichamber alloy rims 32H
TIRES_	Maxxis Minion DHF / Minion DHR II, 29x2.6", Normal Compound, EXO, Tubeless, 60 TPI foldable, Tanwall sides
BRAKESET_	Shimano Deore M6120, 4-piston hydraulic disc, with 203mm front and rear rotors
BRAKE LEVERS_	Shimano Deore M6100, 2 finger lever
HEADSET_	Acros, AZX-581, 1.8" reduction to 1.5" headset, angular contact bearings, integrated cable routing
HANDLEBAR_	E-MTB rizer bar, 6066 alloy, 15mm rise, sweep: 7° back, 35mm clamp
STEM_	E-MTB 3D Forged alloy stem, 35mm clamp, for internal cable routing
GRIPS_	E-MTB gel grips with padding and BESV clamp
SADDLE_	Selle Italia Model-X Superflow e-bike
SEATPOST_	Kind Shock LEV-SI dropper post with remote lever, 30.9mm diameter, 0mm offset

12  
SPEED

160<sup>MM</sup>  
SUSPENSION  
TRAVEL

85<sup>Nm</sup>  
TORQUE

720<sup>WH</sup>  
BATTERY

### E - SYSTEM

\_Powerful and light Shimano EP801 motor with long-lasting 720Wh battery.

### T I R E S

\_Get your grip with the Maxxis Minion tire set, featuring a size of 29x2.6".

### S U S P E N S I O N

\_Combination of Fox Rhythm and Performance DPS for riding experience in the range.



## TRS 160 1.1

SIZES_	S (42.5cm), M (46cm), L (49cm)
COLOR_	Trail khaki with night black
FRAME_	Full-suspension BESV TRS Series alloy frame, Shimano Steps and internal battery compatible
DRIVE UNIT_	Shimano EP801 center-motor, 250W rated power, 85Nm of torque, 25km/h maximum assist
BATTERY_	720 Wh integrated Lithium Ion battery, approved for Shimano Service Program, with Smart 4-5.6A charger
LOCK_	TKM battery allen-key lock
DISPLAY_	Shimano SC-E5003, left hand mounted, with LCD display
FORK_	SR Suntour Durox36, 36mm stanchions, Air damping, 1 1/8"-1.8" tapered alloy steerer, travel 160mm
REAR SHOCK_	SR Suntour Edge LOR8, 230x65mm, air spring, 160mm rear wheel travel
CRANKSET_	Samox for Shimano Steps, 34T chainring
BOTTOM BRACKET_	Shimano, integrated in motor
PEDALS_	Wellgo, alloy body, ball bearings
REAR DERAILLEUR_	Shimano Deore XT RD-M8100, 12 speed
SHIFTERS_	Shimano Deore SL-M6100, 12 speed
CASSETTE_	Shimano Deore CS-M6100, 12 speed, 10-51T
CHAIN_	KMC e12Turbo, with Quick-Link
WHEELSET_	Formula CL-811 front hub, Formula CL-3248M rear hub, Boost hubs spacing, WTB STi30 29" multichamber alloy rims 32H
TIRES_	Maxxis Minion DHF / Minion DHR II, 29x2.6", Normal Compound, EXO, Tubeless, 60 TPI foldable, Tanwall sides
BRAKESET_	Shimano Deore M6120, 4-piston hydraulic disc, with 203mm front and rear rotors
BRAKE LEVERS_	Shimano Deore M6100, 2 finger lever
HEADSET_	Acros, AZX-581, 1.8" headset, angular contact bearings, integrated cable routing
HANDLEBAR_	E-MTB rizer bar, 6066 alloy, 15mm rise, sweep: 7° back, 35mm clamp
STEM_	E-MTB 3D Forged alloy stem, 35mm clamp, for internal cable routing
GRIPS_	E-MTB gel grips with padding and BESV clamp
SADDLE_	Selle Italia Model-X Superflow e-bike
SEATPOST_	Kind Shock LEV-SI dropper post with remote lever, 30.9mm diameter, 0mm offset

12  
SPEED

160<sup>MM</sup>  
SUSPENSION  
TRAVEL

85<sup>Nm</sup>  
TORQUE

720<sup>WH</sup>  
BATTERY

### F R A M E

\_Alloy frame with very efficient 4-bar suspension system.

### T I R E S

\_Get your grip with Maxxis Minion tire set in 29x2.6" size.

### B R A K E S

\_4-piston brakes from Shimano Deore offer tons of stopping power.



# TRS 160 1.3

SIZES_	S (40cm), M (42.5cm), L (44.5cm), XL (46cm)
COLOR_	Iron gray with black gloss
FRAME_	Full-suspension BESV TRS Series smooth welded alloy frame, Shimano Steps and internal battery compatible
DRIVE UNIT_	Shimano EP801 center-motor, 250W rated power, 85Nm of torque, 25km/h maximum assist
BATTERY_	708 Wh integrated Lithium Ion battery, approved for Shimano Service Program, with Smart 4-5.6A charger
LOCK_	TKM battery allen-key lock
DISPLAY_	Shimano SC-EN500, left hand mounted, with LCD display
FORK_	SR Suntour Zeron36, 36mm stanchions, Air damping, 1 1/8"-1.8" tapered alloy steerer, travel 160mm
REAR SHOCK_	Rock Shox Deluxe Select R, 230x65, Debon Air, 160mm rear wheel travel
CRANKSET_	Samox for Shimano Steps crank arms, KMC 34T chainring
BOTTOM BRACKET_	Shimano, integrated in motor
PEDALS_	Wellgo, alloy body, ball bearings
REAR DERAILLEUR_	Shimano CUES RD-U6000, 11 speed
SHIFTERS_	Shimano CUES SL-U6000, 11 speed
CASSETTE_	Shimano CUES CS-LG400, 11 speed, 11-50T
CHAIN_	Shimano CN-LG500, with Quick-Link
WHEELSET_	Shimano HB-MT400 front hub and FH-TC500-HM-B rear hub, Boost hubs spacing, WTB ST130 29" multichamber alloy rims 32H
TIRES_	Schwalbe Nobby Nic, 29x2.6", 65x622, Performance Line, Addix, 67 TPI foldable
BRAKES_	Shimano MT420, 4-piston hydraulic disc, with 203mm front and rear rotor
BRAKE LEVERS_	Shimano MT4100, 2 finger lever
HEADSET_	Acros, AZX-581, 1.8" headset, angular contact bearings, integrated cable routing
HANDLEBAR_	E-MTB rizer bar, 6066 alloy, 15mm rise, sweep: 7° back, 35mm clamp
STEM_	E-MTB 3D Forged alloy stem, 35mm clamp, for internal cable routing
GRIPS_	E-MTB gel grips with padding and BESV clamp
SADDLE_	Selle Italia Model-X Superflow Comfort+
SEATPOST_	Kind Shock e20i dropper post with remote lever, 30.9mm diameter, 0mm offset

11 SPEED

160<sup>MM</sup> SUSPENSION TRAVEL

85<sup>Nm</sup> MOTOR

708<sup>WH</sup> BATTERY

### FRAME


\_Redesigned alloy frame with improved geometry and very efficient 4-bar suspension system developing 160mm of suspension travel.

### E - SYSTEM

\_Powerful and light Shimano EP801 motor with latest 708Wh battery.

### TIRES

\_Get your grip with Schwalbe Nobby Nic tires in 29"x2.6" size.





## TRS 130 1.1

SIZES_	S (40cm), M (42.5cm), L (44.5cm), XL (46cm)
COLOR_	Jade green with black satin
FRAME_	Full-suspension BESV TRS Series smooth welded alloy frame, Shimano Steps and internal battery compatible
DRIVE UNIT_	Shimano EP600 center-motor, 250W rated power, 85Nm of torque, 25km/h maximum assist
BATTERY_	708 Wh integrated Lithium Ion battery, approved for Shimano Service Program, with Smart 4-5.6A charger
LOCK_	TKM battery allen-key lock
DISPLAY_	Shimano SC-EN500, left hand mounted, with LCD display
FORK_	Rock Shox 35 Gold RL, 35mm stanchions, Debon Air with Motion Control, 1 1/8"-1.8" tapered alloy steerer, travel 130mm, Maxle Stealth
REAR SHOCK_	Rock Shox Deluxe Select R, 210x55mm, Debon Air, 130 mm rear wheel travel
CRANKSET_	Samox for Shimano Steps, 34T chainring
BOTTOM BRACKET_	Shimano, integrated in motor
PEDALS_	Wellgo, alloy body, ball bearings
REAR DERAILLEUR_	Shimano Deore XT RD-M8100, 12 speed
SHIFTERS_	Shimano Deore SL-M6100, 12 speed
CASSETTE_	Shimano Deore CS-M6100, 12 speed, 10-51T
CHAIN_	KMC e12Turbo, with Quick-Link
WHEELSET_	Shimano HB-TC500-15-B front hub and MT-410B rear hub, Boost hubs spacing, WTB ST130 29" multichamber alloy rims 32H
TIRES_	Schwalbe Nobby Nic, 29x2.6", 65x622, Performance Line, Addix, 67 TPI foldable
BRAKESET_	Shimano MT420, 4-piston hydraulic disc, with 203mm front and rear rotor
BRAKE LEVERS_	Shimano MT4100, 2 finger lever
HEADSET_	Acros, AZX-581, 1.8" headset, angular contact bearings, integrated cable routing
HANDLEBAR_	E-MTB rizer bar, 6066 alloy, 15mm rise, sweep: 7° back, 35mm clamp
STEM_	E-MTB 3D Forged alloy stem, 35mm clamp, for internal cable routing
GRIPS_	E-MTB gel grips with padding and BESV clamp
SADDLE_	Selle Italia Model-X Superflow Comfort+
SEATPOST_	Kind Shock e20i dropper post with remote lever, 30.9mm diameter, 0mm offset



### FRAME

\_Redesigned alloy frame with improved geometry and very efficient 4-bar suspension system developing 130mm of suspension travel.

### E - SYSTEM

\_Powerful and light Shimano EP801 motor with latest 708Wh battery.

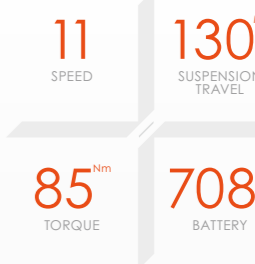
### DRIVETRAIN

\_Wide range 12-speed gear combination from Shimano Deore.



## TRS 130 1.3

SIZES_	S (40cm), M (42.5cm), L (44.5cm), XL (46cm)
COLOR_	Slate gray with black satin
FRAME_	Full-suspension BESV TRS Series smooth welded alloy frame, Shimano Steps and internal battery compatible
DRIVE UNIT_	Shimano EP600 center-motor, 250W rated power, 85Nm of torque, 25km/h maximum assist
BATTERY_	708 Wh integrated Lithium Ion battery, approved for Shimano Service Program, with Smart 4-5.6A charger
LOCK_	TKM battery allen-key lock
DISPLAY_	Shimano SC-EN500, left hand mounted, with LCD display
FORK_	SR Suntour Zeron35, 35mm stanchions, Lockout, Air damping, 1 1/8"-1.8" tapered alloy steerer, travel 130mm
REAR SHOCK_	Rock Shox Deluxe Select R, 210x55mm, Debon Air, 130mm rear wheel travel
CRANKSET_	Samox for Shimano Steps crank arms, KMC 34T chainring
BOTTOM BRACKET_	Shimano, integrated in motor
PEDALS_	Wellgo, alloy body, ball bearings
REAR DERAILLEUR_	Shimano CUES RD-U6000, 11 speed
SHIFTERS_	Shimano CUES SL-U6000, 11 speed
CASSETTE_	Shimano CUES CS-LG400, 11 speed, 11-50T
CHAIN_	Shimano CN-LG500, with Quick-Link
WHEELSET_	Shimano HB-TC500-15-B front hub and Shimano FH-TC500-HM-B rear hub, Boost hubs spacing, WTB ST130 29" multichamber alloy rims 32H
TIRES_	Schwalbe Nobby Nic, 29x2.6", 65x622, Performance Line, Addix, 67 TPI foldable
BRAKESET_	Shimano MT420, 4-piston hydraulic disc, with 203mm front and rear rotor
BRAKE LEVERS_	Shimano MT4100, 2 finger lever
HEADSET_	Acros, AZX-581, 1.8" headset, angular contact bearings, integrated cable routing
HANDLEBAR_	E-MTB rizer bar, 6066 alloy, 15mm rise, sweep: 7° back, 35mm clamp
STEM_	E-MTB 3D Forged alloy stem, 35mm clamp, for internal cable routing
GRIPS_	E-MTB gel grips with padding and BESV clamp
SADDLE_	Selle Italia Model-X Superflow Comfort+
SEATPOST_	Kind Shock e20i dropper post with remote lever, 30.9mm diameter, 0mm offset



### FRAME

\_Redesigned alloy frame with improved geometry and very efficient 4-bar suspension system developing 130mm of suspension travel.

### BRAKES

\_4-piston brakes from Shimano offer tons of stopping power.

### SUSPENSION

\_130mm travel air suspension from Suntour Zeron and Rock Shox Deluxe will smooth out every terrain.




# H A R D T A I L

## E - M T B

The hardtail e-mtb's are developed to be perfect companions for cross-country or gravel rides. For the slightly less confident riders we also offer these models with a low-step style frame. Their frames have a little less front travel and a little more upright and comfortable riding position. Don't be mistaken, it still has the capabilities of doing the same trails as the step-over frame style. Fitted with powerful Shimano drivetrains and enough battery capacity, these bikes are ready to take you on many offroad adventures.

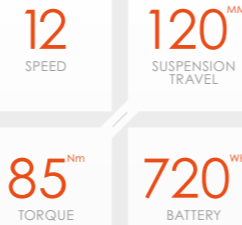
SCAN TO WATCH VIDEO





## TRX 1.1

SIZES_	S (42.5cm), M (46cm), L (49cm)
COLOR_	Trail khaki with night black
FRAME_	Hard-tail BESV TRX Series alloy frame, Shimano Steps and internal battery compatible
DRIVE UNIT_	Shimano EP600 center-motor, 250W rated power, 85Nm of torque, 25km/h maximum assist
BATTERY_	720 Wh integrated Lithium Ion battery, approved for Shimano Service Program, with Smart 4-5.6A charger
LOCK_	TKM battery allen-key lock
DISPLAY_	Shimano SC-E5003, left hand mounted, with LCD display
FORK_	SR Suntour XCR34, 34mm stanchions, Lockout, Air damping, 1 1/8"-1.5" tapered alloy steerer, travel 120mm
CRANKSET_	Samox for Shimano Steps, 34T chainring
BOTTOM BRACKET_	Shimano, integrated in motor
PEDALS_	Wellgo, alloy body, ball bearings
REAR DERAILLEUR_	Shimano Deore RD-M6100, 12 speed
SHIFTERS_	Shimano Deore SL-M6100, 12 speed
CASSETTE_	Shimano Deore CS-M6100, 12 speed, 10-51T
CHAIN_	KMC e12Turbo, with Quick-Link
WHEELSET_	Formula CL-811 front hub, Formula CL-3248M rear hub, Boost hubs spacing, WTB STI27 29" multichamber alloy rims 32H
TIRES_	Maxxis Ardent, 29x2.4", Normal Compound, EXO, 60 TPI foldable
BRAKESET_	Shimano MT420/MT410, 4/2-piston hydraulic disc, with 203mm front and 180mm rear rotors
BRAKE LEVERS_	Shimano MT4100, 2 finger lever
HEADSET_	Acros, AZX-581, 1.5" headset, angular contact bearings, integrated cable routing
HANDLEBAR_	E-MTB rizer bar, 6066 alloy, 4mm rise, sweep: 7° back, 31.8mm clamp
STEM_	E-MTB 3D Forged alloy stem, 31.8mm clamp, for internal cable routing
GRIPS_	E-MTB gel grips with padding and BESV clamp
SADDLE_	Selle Italia X3 e-bike
SEATPOST_	Promax SP-726, 31.6mm diameter



### E - SYSTEM

\_Powerful and light Shimano EP600 motor with long-lasting 720Wh battery.

### T I R E S

\_Great grip and low rolling resistance of Maxxis Ardent.

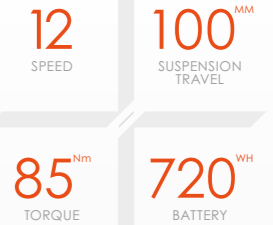
### B R A K E S

\_Hydraulic disc brake with 203mm rotors.



## TRX 1.1 Low Step

SIZES_	XS (43cm), S (47cm), M (52cm), L (56cm)
COLOR_	Trail khaki with night black
FRAME_	Hard-tail BESV TRX Series alloy frame, Shimano Steps and internal battery compatible
DRIVE UNIT_	Shimano EP600 center-motor, 250W rated power, 85Nm of torque, 25km/h maximum assist
BATTERY_	720 Wh integrated Lithium Ion battery, approved for Shimano Service Program, with Smart 4-5.6A charger
LOCK_	TKM battery allen-key lock
DISPLAY_	Shimano SC-E5003, left hand mounted, with LCD display
FORK_	SR Suntour XCR34, 34mm stanchions, Lockout, Air damping, 1 1/8"-1.5" tapered alloy steerer, travel 100mm
CRANKSET_	Samox for Shimano Steps, 34T chainring
BOTTOM BRACKET_	Shimano, integrated in motor
PEDALS_	Wellgo, alloy body, ball bearings
REAR DERAILLEUR_	Shimano Deore RD-M6100, 12 speed
SHIFTERS_	Shimano Deore SL-M6100, 12 speed
CASSETTE_	Shimano Deore CS-M6100, 12 speed, 10-51T
CHAIN_	KMC e12Turbo, with Quick-Link
WHEELSET_	Formula CL-811 front hub, Formula CL-3248M rear hub, Boost hubs spacing, WTB STI27 29" multichamber alloy rims 32H
TIRES_	Maxxis Ardent, 29x2.4", Normal Compound, EXO, 60 TPI foldable
BRAKESET_	Shimano MT420/MT410, 4/2-piston hydraulic disc, with 203mm front and 180mm rear rotors
BRAKE LEVERS_	Shimano MT4100, 2 finger lever
HEADSET_	Acros, AZX-581, 1.5" headset, angular contact bearings, integrated cable routing
HANDLEBAR_	E-MTB rizer bar, 6066 alloy, 4mm rise, sweep: 7° back, 31.8mm clamp
STEM_	E-MTB 3D Forged alloy stem, 31.8mm clamp, for internal cable routing
GRIPS_	E-MTB gel grips with padding and BESV clamp
SADDLE_	Selle Italia X3 e-bike
SEATPOST_	Promax SP-726, 31.6mm diameter



### E - SYSTEM

\_Powerful and light Shimano EP600 motor with long-lasting 720Wh battery.

### D R I V E T R A I N

\_Durable and precise Shimano Deore with 12-speed gearing.

### S A D D L E

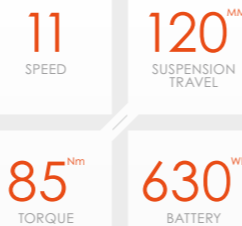
\_Specially designed saddle for e-bikes from Selle Italia.





## TRX 1.3

SIZES_	S (42.5cm), M (46cm), L (49cm)
COLOR_	Rock grey with night black
FRAME_	Hard-tail BESV TRX Series alloy frame, Shimano Steps and internal battery compatible
DRIVE UNIT_	Shimano EP600 center-motor, 250W rated power, 85Nm of torque, 25km/h maximum assist
BATTERY_	630 Wh integrated Lithium Ion battery, approved for Shimano Service Program, with Smart 4-5.6A charger
LOCK_	TKM battery allen-key lock
DISPLAY_	Shimano SC-E5003, left hand mounted, with LCD display
FORK_	SR Suntour XCM34, 34mm stanchions, Lockout, Coil damping, 1 1/8"-1.5" tapered alloy steerer, travel: 120mm
CRANKSET_	Samox for Shimano Steps, 34T chainring
BOTTOM BRACKET_	Shimano, integrated in motor
PEDALS_	Wellgo, alloy body, ball bearings
REAR DERAILLEUR_	Microshift XLE 11, 11 speed
SHIFTERS_	Microshift XLE 11, 11 speed
CASSETTE_	Microshift XLE 11, 11 speed, 11-46T
CHAIN_	KMC e11Turbo, with Quick-Link
WHEELSET_	Formula CL-811 front hub, Formula CL-3248 rear hub, Boost hubs spacing, WTB STI27 29" multichamber alloy rims 32H
TIRES_	Maxxis Ardent, 29x2.4", Normal Compound, EXO, 60 TPI foldable
BRAKESET_	Hydraulic disc brake, 2-piston, 180mm front and rear rotors
BRAKE LEVERS_	2 finger hydraulic disc brake lever
HEADSET_	Acros, AZX-581, 1.5" headset, angular contact bearings, integrated cable routing
HANDLEBAR_	E-MTB rizer bar, 6066 alloy, 4mm rise, sweep: 7° back, 31.8mm clamp
STEM_	E-MTB 3D Forged alloy stem, 31.8mm clamp, for internal cable routing
GRIPS_	E-MTB gel grips with padding and BESV clamp
SADDLE_	Selle Italia X3 e-bike
SEATPOST_	Promax SP-726, 31.6mm diameter



### E - SYSTEM

\_Powerful and light Shimano EP600 motor with long-lasting 630Wh battery.

### SUSPENSION

\_Smooth ride thanks to Suntour XCM front fork.

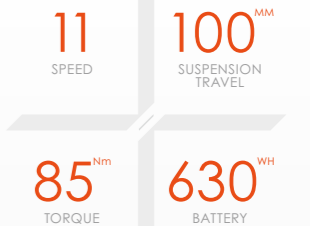
### BRAKES

\_Hydraulic disc brake with 180mm rotors.



## TRX 1.3 Low Step

SIZES_	XS (43cm), S (47cm), M (52cm), L (56cm)
COLOR_	Rock grey with night black
FRAME_	Hard-tail BESV TRX Series alloy frame, Shimano Steps and internal battery compatible
DRIVE UNIT_	Shimano EP600 center-motor, 250W rated power, 85Nm of torque, 25km/h maximum assist
BATTERY_	630 Wh integrated Lithium Ion battery, approved for Shimano Service Program, with Smart 4-5.6A charger
LOCK_	TKM battery allen-key lock
DISPLAY_	Shimano SC-E5003, left hand mounted, with LCD display
FORK_	SR Suntour XCM34, 34mm stanchions, Lockout, Coil damping, 1 1/8"-1.5" tapered alloy steerer, travel: 100mm
CRANKSET_	Samox for Shimano Steps, 34T chainring
BOTTOM BRACKET_	Shimano, integrated in motor
PEDALS_	Wellgo, alloy body, ball bearings
REAR DERAILLEUR_	Microshift XLE 11, 11 speed
SHIFTERS_	Microshift XLE 11, 11 speed
CASSETTE_	Microshift XLE 11, 11 speed, 11-46T
CHAIN_	KMC e11Turbo, with Quick-Link
WHEELSET_	Formula CL-811 front hub, Formula CL-3248 rear hub, Boost hubs spacing, WTB STI27 29" multichamber alloy rims 32H
TIRES_	Maxxis Ardent, 29x2.4", Normal Compound, EXO, 60 TPI foldable
BRAKESET_	Hydraulic disc brake, 2-piston, 180mm front and rear rotors
BRAKE LEVERS_	2 finger hydraulic disc brake lever
HEADSET_	Acros, AZX-581, 1.5" headset, angular contact bearings, integrated cable routing
HANDLEBAR_	E-MTB rizer bar, 6066 alloy, 4mm rise, sweep: 7° back, 31.8mm clamp
STEM_	E-MTB 3D Forged alloy stem, 31.8mm clamp, for internal cable routing
GRIPS_	E-MTB gel grips with padding and BESV clamp
SADDLE_	Selle Italia X3 e-bike
SEATPOST_	Promax SP-726, 31.6mm diameter



### E - SYSTEM

\_Powerful and light Shimano EP600 motor with long-lasting 630Wh battery.

### WHEELS

\_Wide rims from WTB combined with Formula boosted hubs.

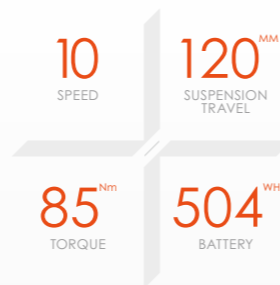
### SADDLE

\_Specially designed saddle for e-bikes from Selle Italia.



## TRX 1.5

SIZES_	S (42.5cm), M (46cm), L (49cm)
COLOR_	Steel grey with night black
FRAME_	Hard-tail BESV TRX Series alloy frame, Shimano Steps and internal battery compatible
DRIVE UNIT_	Shimano EP600 center-motor, 250W rated power, 85Nm of torque, 25km/h maximum assist
BATTERY_	504 Wh integrated Lithium Ion battery, approved for Shimano Service Program, with 2A charger
LOCK_	TKM battery allen-key lock
DISPLAY_	Shimano SC-E5003, left hand mounted, with LCD display
FORK_	SR Suntour XCM34, 34mm stanchions, Lockout, Coil damping, 1 1/8"-1.5" tapered alloy steerer, travel 120mm
CRANKSET_	Samox for Shimano Steps, 34T chainring
BOTTOM BRACKET_	Shimano, integrated in motor
PEDALS_	Wellgo, alloy body, ball bearings
REAR DERAILLEUR_	Microshift XLE, 10 speed
SHIFTERS_	Microshift XLE, 10 speed
CASSETTE_	Microshift XLE, 10 speed, 11-42T
CHAIN_	KMC e10Turbo, with Quick-Link
WHEELSET_	Formula CL-811 front hub, Formula CL-3248 rear hub, Boost hubs spacing, WTB STI27 29" multichamber alloy rims 32H
TIRES_	Maxxis Ardent, 29x2.4", Normal Compound, EXO, 60 TPI foldable
BRAKESET_	Hydraulic disc brake, 2-piston, 180mm front and rear rotors
BRAKE LEVERS_	2 finger hydraulic disc brake lever
HEADSET_	Acros, AZX-581, 1.5" headset, angular contact bearings, integrated cable routing
HANDLEBAR_	E-MTB rizer bar, 6066 alloy, 4mm rise, sweep: 7° back, 31.8mm clamp
STEM_	E-MTB 3D Forged alloy stem, 31.8mm clamp, for internal cable routing
GRIPS_	E-MTB gel grips with padding and BESV clamp
SADDLE_	Selle Italia X3 e-bike
SEATPOST_	Promax SP-726, 31.6mm diameter



### E - SYSTEM

\_Big torque momentum of EP600 engine will boost up your ride.

### T I R E S

\_Great grip and low rolling resistance of Maxxis Ardent.

### B R A K E S

\_Hydraulic disc brake with 180mm rotors.



## TRX 1.5 Low Step

SIZES_	XS (43cm), S (47cm), M (52cm), L (56cm)
COLOR_	Steel grey with night black
FRAME_	Hard-tail BESV TRX Series alloy frame, Shimano Steps and internal battery compatible
DRIVE UNIT_	Shimano EP600 center-motor, 250W rated power, 85Nm of torque, 25km/h maximum assist
BATTERY_	504 Wh integrated Lithium Ion battery, approved for Shimano Service Program, with 2A charger
LOCK_	TKM battery allen-key lock
DISPLAY_	Shimano SC-E5003, left hand mounted, with LCD display
FORK_	SR Suntour XCM34, 34mm stanchions, Lockout, Coil damping, 1 1/8"-1.5" tapered alloy steerer, travel 100mm
CRANKSET_	Samox for Shimano Steps, 34T chainring
BOTTOM BRACKET_	Shimano, integrated in motor
PEDALS_	Wellgo, alloy body, ball bearings
REAR DERAILLEUR_	Microshift XLE, 10 speed
SHIFTERS_	Microshift XLE, 10 speed
CASSETTE_	Microshift XLE, 10 speed, 11-42T
CHAIN_	KMC e10Turbo, with Quick-Link
WHEELSET_	Formula CL-811 front hub, Formula CL-3248 rear hub, Boost hubs spacing, WTB STI27 29" multichamber alloy rims 32H
TIRES_	Maxxis Ardent, 29x2.4", Normal Compound, EXO, 60 TPI foldable
BRAKESET_	Hydraulic disc brake, 2-piston, 180mm front and rear rotors
BRAKE LEVERS_	2 finger hydraulic disc brake lever
HEADSET_	Acros, AZX-581, 1.5" headset, angular contact bearings, integrated cable routing
HANDLEBAR_	E-MTB rizer bar, 6066 alloy, 4mm rise, sweep: 7° back, 31.8mm clamp
STEM_	E-MTB 3D Forged alloy stem, 31.8mm clamp, for internal cable routing
GRIPS_	E-MTB gel grips with padding and BESV clamp
SADDLE_	Selle Italia X3 e-bike
SEATPOST_	Promax SP-726, 31.6mm diameter



### E - SYSTEM

\_Big torque momentum of EP600 engine will boost up your ride.

### S U S P E N S I O N

\_Smooth ride thanks to Suntour XCM front fork.

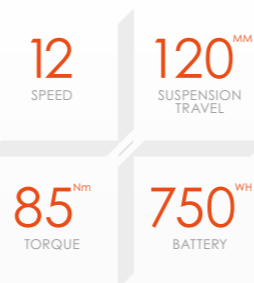
### S A D D L E

\_Specially designed saddle for e-bikes from Selle Italia.



## TRX - B 1.1

SIZES_	S (42.5cm), M (46cm), L (49cm)
COLOR_	Jade green with black satin
FRAME_	Hard-tail BESV TRX-B Series smooth welded alloy frame, Bosch motor and internal battery compatible
DRIVE UNIT_	Bosch Performance CX center-motor, 250W rated power, 85Nm of torque, 25km/h maximum assist
BATTERY_	Bosch Power Tube 750 Wh, with 4A charger
LOCK_	Abus battery key-lock
DISPLAY_	Bosch Kiox with LED display and Bluetooth connectivity
FORK_	Rock Shox Recon Silver RL, 32mm stanchions, Solo Air with Motion Control, 1 1/8"-1.5" tapered alloy steerer, travel 120mm, Maxle Stealth
CRANKSET_	Samox for Bosch, 34T chainring
BOTTOM BRACKET_	Bosch, integrated in motor
PEDALS_	Wellgo, alloy body, ball bearings
REAR DERAILLEUR_	Shimano Deore XT RD-M8100, 12 speed
SHIFTERS_	Shimano Deore SL-M6100, 12 speed
CASSETTE_	Shimano Deore CS-M6100, 12 speed, 10-51T
CHAIN_	KMC e12Turbo, with Quick-Link
WHEELSET_	Shimano HB-TC500-15-B front hub and FH-TC500-MS-B rear hub, Boost hubs spacing, WTBS Ti27 29" multichamber alloy rims 32H
TIRES_	Schwalbe Smart Sam, 29x2.6", 65x622, Performance Line, Addix, 67 TPI wire bead, Tanwall sides
BRAKESET_	Shimano MT420/MT410, 4/2-piston hydraulic disc, with 203mm front and 180mm rear rotor
BRAKE LEVERS_	Shimano MT4100, 2 finger lever
HEADSET_	Acros, AZX-581, 1.5" headset, angular contact bearings, integrated cable routing
HANDLEBAR_	E-MTB rizer bar, 6066 alloy, 4mm rise, sweep: 7° back, 31.8mm clamp
STEM_	E-MTB 3D Forged alloy stem, 31.8mm clamp, for internal cable routing
GRIPS_	E-MTB gel grips with padding and BESV clamp
SADDLE_	Selle Italia S5 Superflow
SEATPOST_	Promax SP-726, 31.6mm diameter



### FRAME

\_Newly developed alloy frame for Bosch system. Smooth integration of components blended with great geometry.

### E - SYSTEM

\_Bosch Performance CX motor and 750Wh configuration. Compatible with the Bosch Smart System.

### SADDLE

\_Comfortable long distance or everyday riding on Selle Italia S5 Superflow saddle.



## TRX - B 1.1 ST

SIZES_	S (42.5cm), M (46cm), L (49cm)
COLOR_	Jade green with black satin
FRAME_	Hard-tail BESV TRX-B Series smooth welded alloy frame, Bosch motor and internal battery compatible
DRIVE UNIT_	Bosch Performance CX center-motor, 250W rated power, 85Nm of torque, 25km/h maximum assist
BATTERY_	Bosch Power Tube 750 Wh, with 4A charger
LOCK_	Abus battery key-lock
DISPLAY_	Bosch Kiox with LED display and Bluetooth connectivity
FORK_	Rock Shox Recon Silver RL, 32mm stanchions, Solo Air with Motion Control, 1 1/8"-1.5" tapered alloy steerer, travel 100mm, Maxle Stealth
CRANKSET_	Samox for Bosch, 34T chainring
BOTTOM BRACKET_	Bosch, integrated in motor
PEDALS_	Wellgo, alloy body, ball bearings
REAR DERAILLEUR_	Shimano Deore XT RD-M8100, 12 speed
SHIFTERS_	Shimano Deore SL-M6100, 12 speed
CASSETTE_	Shimano Deore CS-M6100, 12 speed, 10-51T
CHAIN_	KMC e12Turbo, with Quick-Link
WHEELSET_	Shimano HB-TC500-15-B front hub and FH-TC500-MS-B rear hub, Boost hubs spacing, WTBS Ti27 29" multichamber alloy rims 32H
TIRES_	Schwalbe Smart Sam, 29x2.6", 65x622, Performance Line, Addix, 67 TPI wire bead, Tanwall sides
BRAKESET_	Shimano MT420/MT410, 4/2-piston hydraulic disc, with 203mm front and 180mm rear rotor
BRAKE LEVERS_	Shimano MT4100, 2 finger lever
HEADSET_	Acros, AZX-581, 1.5" headset, angular contact bearings, integrated cable routing
VHANDLEBAR_	E-MTB rizer bar, 6066 alloy, 4mm rise, sweep: 7° back, 31.8mm clamp
STEM_	E-MTB 3D Forged alloy stem, 31.8mm clamp, for internal cable routing
GRIPS_	E-MTB gel grips with padding and BESV clamp
SADDLE_	Selle Italia Max S5 Superflow
SEATPOST_	Promax SP-726, 31.6mm diameter



### FRAME

\_Newly developed alloy frame for Bosch system. Smooth integration of components blended with great geometry.

### SUSPENSION

\_Rock Shox Recon Silver front fork with air-spring and motion control is easy to adjust. Improved construction offer greater reliability, stiffness and comfort.

### DRIVETRAIN

\_High-performance, 12-speed, Shimano XT and Deore drivetrain with wide range gear combo in rear cassette 10-51 teeth.



## TRX - B 1.3

SIZES_	S (42.5cm), M (46cm), L (49cm)
COLOR_	Intense red with black satin
FRAME_	Hard-tail BESV TRX-B Series smooth welded alloy frame, Bosch motor and internal battery compatible
DRIVE UNIT_	Bosch Performance CX center-motor, 250W rated power, 85Nm of torque, 25km/h maximum assist
BATTERY_	Bosch Power Tube 625 Wh, with 4A charger
LOCK_	Abus battery key-lock
DISPLAY_	Bosch Kiox with LED display and Bluetooth connectivity
FORK_	Rock Shox Judy Silver TK, 32mm stanchions, Solo Air, 1 1/8"-1.5" tapered alloy steerer, travel 120mm, Maxle Stealth
CRANKSET_	Samox for Bosch, 34T chainring
BOTTOM BRACKET_	Bosch, integrated in motor
PEDALS_	Wellgo, alloy body, ball bearings
REAR DERAILLEUR_	Shimano Deore RD-M6100, 12 speed
SHIFTERS_	Shimano Deore SL-M6100, 12 speed
CASSETTE_	Shimano Deore CS-M6100, 12 speed, 10-51T
CHAIN_	KMC e12Turbo, with Quick-Link
WHEELSET_	Shimano HB-TC500-15-B front hub and FH-TC500-MS-B rear hub, Boost hubs spacing, WTBS Ti27 29" multichamber alloy rims 32H
TIRES_	Schwalbe Smart Sam, 29x2.6", 65x622, Performance Line, Addix, 67 TPI wire bead, Tanwall sides
BRAKESET_	Shimano MT200, 2-piston hydraulic disc, with 180mm front and rear rotor
BRAKE LEVERS_	Shimano MT201, 2 finger lever
HEADSET_	Acros, AZX-581, 1.5" headset, angular contact bearings, integrated cable routing
HANDLEBAR_	E-MTB rizer bar, 6066 alloy, 4mm rise, sweep: 7° back, 31.8mm clamp
STEM_	E-MTB 3D Forged alloy stem, 31.8mm clamp, for internal cable routing
GRIPS_	E-MTB gel grips with padding and BESV clamp
SADDLE_	Selle Italia S5 Superflow
SEATPOST_	Promax SP-726, 31.6mm diameter



### FRAME

\_Newly developed alloy frame for Bosch system. Smooth integration of components blended with great geometry.

### DRIVETRAIN

\_High-performance, 12-speed, Shimano Deore drivetrain with wide range gear combo in rear cassette 10-51 teeth.

### TIRES

\_Supreme handling and control in any conditions with Schwalbe Smart Sam tires.



## TRX - B 1.3 ST

SIZES_	S (42.5cm), M (46cm), L (49cm)
COLOR_	Intense red with black satin
FRAME_	Hard-tail BESV TRX-B Series alloy frame, Bosch motor and internal battery compatible
DRIVE UNIT_	Bosch Performance CX center-motor, 250W rated power, 85Nm of torque, 25km/h maximum assist
BATTERY_	Bosch Power Tube 625 Wh, with 4A charger
LOCK_	Abus battery key-lock
DISPLAY_	Bosch Kiox with LED display and Bluetooth connectivity
FORK_	Rock Shox Judy Silver TK, 32mm stanchions, Solo Air, 1 1/8"-1.5" tapered alloy steerer, travel 100mm, Maxle Stealth
CRANKSET_	Samox for Bosch, 34T chainring
BOTTOM BRACKET_	Bosch, integrated in motor
PEDALS_	Wellgo, alloy body, ball bearings
REAR DERAILLEUR_	Shimano Deore RD-M6100, 12 speed
SHIFTERS_	Shimano Deore SL-M6100, 12 speed
CASSETTE_	Shimano Deore CS-M6100, 12 speed, 10-51T
CHAIN_	KMC e12Turbo, with Quick-Link
WHEELSET_	Shimano HB-TC500-15-B front hub and FH-TC500-MS-B rear hub, Boost hubs spacing, WTBS Ti27 29" multichamber alloy rims 32H
TIRES_	Schwalbe Smart Sam, 29x2.6", 65x622, Performance Line, Addix, 67 TPI wire bead, Tanwall sides
BRAKESET_	Shimano MT200, 2-piston hydraulic disc, with 180mm front and rear rotor
BRAKE LEVERS_	Shimano MT201, 2 finger lever
HEADSET_	Acros, AZX-581, 1.5" headset, angular contact bearings, integrated cable routing
HANDLEBAR_	E-MTB rizer bar, 6066 alloy, 4mm rise, sweep: 7° back, 31.8mm clamp
STEM_	E-MTB 3D Forged alloy stem, 31.8mm clamp, for internal cable routing
GRIPS_	E-MTB gel grips with padding and BESV clamp
SADDLE_	Selle Italia Max S5 Superflow
SEATPOST_	Promax SP-726, 31.6mm diameter



### FRAME

\_Newly developed alloy frame for Bosch system. Smooth integration of components blended with great geometry.

### E - SYSTEM

\_Bosch Performance CX motor and 625Wh battery configuration. Compatible with the Bosch Smart System.

### SUSPENSION

\_Rock Shox Judy is suspension fork with great price-to-performance ratio. Turn-Key lockout function is easy to operate just as on/off button.




# U R B A N E - B I K E S

Our Urban e-bikes are based on our mtb platforms (both fullsuspension as hardtail) but equipped with fenders, lights and rear carrier to create a super versatile bike. We actually like to call them two-wheeled SUV's. They can do everything, everywhere and at any time.

Take them to commute to and from work, to the forest , trails or for a evening ride. Fit your panier bags with Snapit, MIK and MIK-HD systems to do groceries. It just doesn't get more versatile!

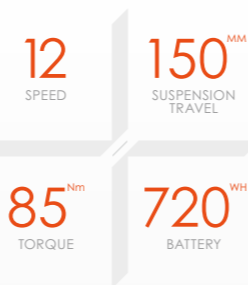
SCAN TO WATCH VIDEO





## TR S 150 Urban 1.1

SIZES_	S (42.5cm), M (46cm), L (49cm)
COLOR_	Metallic titanium with night black
FRAME_	Full-suspension BESV TRS Series alloy frame, Shimano Steps and internal battery compatible
DRIVE UNIT_	Shimano EP600 center-motor, 250W rated power, 85Nm of torque, 25km/h maximum assist
BATTERY_	720 Wh integrated Lithium Ion battery, approved for Shimano Service Program, with Smart 4-5.6A charger
LOCK_	Abus T82 battery key-lock
DISPLAY_	Shimano SC-E5003, left hand mounted, with LCD display
FORK_	SR Suntour Zeron35, 35mm stanchions, Lockout, Air damping, 1 1/8"-1.8" tapered alloy steerer, travel 150mm
REAR SHOCK_	SR Suntour Edge LOR8, 230x65mm, air spring
CRANKSET_	Samox for Shimano Steps, 34T chainring with ring guard
BOTTOM BRACKET_	Shimano, integrated in motor
PEDALS_	Wellgo, alloy body, ball bearings
REAR DERAILLEUR_	Shimano Deore XT RD-M8100, 12 speed
SHIFTERS_	Shimano Deore SL-M6100, 12 speed
CASSETTE_	Shimano Deore CS-M6100, 12 speed, 10-51T
CHAIN_	KMC e12Turbo, with Quick-Link
WHEELSET_	Formula CL-811 front hub, Formula CL-3248M, Boost hubs spacing, WTB STi27 29" multichamber alloy rims 32H
TIRES_	Pirelli Angel XT Urban, 57x622, Pro Compound Urban, 60 TPI + 5mm nylon wire bead, puncture protection, reflective stripe
BRAKESET_	Shimano MT420, 4-piston hydraulic disc, with 203mm front and rear rotors
BRAKE LEVERS_	Shimano MT4100, 2 finger lever
HEADSET_	Acros, AZX-581, 1.8" headset, angular contact bearings, integrated cable routing
HANDLEBAR_	E-MTB rizer bar, 6066 alloy, 15mm rise, sweep: 7° back, 35mm clamp
STEM_	E-MTB 3D Forged alloy stem, 35mm clamp, for internal cable routing
GRIPS_	E-MTB gel grips with padding and BESV clamp
SADDLE_	Selle Italia X3 e-bike
SEATPOST_	Kind Shock e10, 30.9mm diameter
FENDERS_	Alloy extruded fenders, front & rear 3/4 length, stainless steel hardware
HEADLIGHT_	Lezyne e-bike Power E115, 6-12V, 115 Lux, with reflector
TAILLIGHT_	Herrmans H-Cargo, 6-12V, with reflector
REAR CARRIER_	Tubular aluminium carrier, with Snap-IT platform and spring clamp, H-Cargo rear light mount
ACCESSORIES_	Adjustable kickstand



### E - SYSTEM

\_Powerful and light Shimano EP600 motor with long-lasting 720Wh battery.

### T I R E S

\_Perfect traction on and off-road thanks to Pirelli Angel XT tyres.

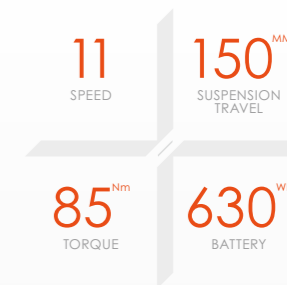
### E Q U I P M E N T

\_Additional rack, lights, fenders makes our Urban models extremely versatile.



## TR S 150 Urban 1.3

SIZES_	S (42.5cm), M (46cm), L (49cm)
COLOR_	Metallic steel with night black
FRAME_	Full-suspension BESV TRS Series alloy frame, Shimano Steps and internal battery compatible
DRIVE UNIT_	Shimano EP600 center-motor, 250W rated power, 85Nm of torque, 25km/h maximum assist
BATTERY_	630 Wh integrated Lithium Ion battery, approved for Shimano Service Program, with Smart 4-5.6A charger
LOCK_	Abus T82 battery key-lock
DISPLAY_	Shimano SC-E5003, left hand mounted, with LCD display
FORK_	SR Suntour Zeron35, 35mm stanchions, Lockout, Coil damping, 1 1/8"-1.8" tapered alloy steerer, travel 150mm
REAR SHOCK_	SR Suntour Edge LOR8, 230x65mm, air spring
CRANKSET_	Samox for Shimano Steps, 34T chainring with ring guard
BOTTOM BRACKET_	Shimano, integrated in motor
PEDALS_	Wellgo, alloy body, ball bearings
REAR DERAILLEUR_	Shimano Deore RD-M5100, 11 speed
SHIFTERS_	Shimano Deore SL-M5100, 11 speed
CASSETTE_	Shimano Deore CS-M5100, 11 speed, 11-51T
CHAIN_	KMC e11Turbo, with Quick-Link
WHEELSET_	Formula CL-811 front hub, Formula CL-3248, Boost hubs spacing, WTB STi27 29" multichamber alloy rims 32H
TIRES_	Pirelli Angel XT Urban, 57x622, Pro Compound Urban, 60 TPI + 5mm nylon wire bead, puncture protection, reflective stripe
BRAKESET_	Shimano MT420/MT410, 4/2-piston hydraulic disc, with 203mm front and rear rotors
BRAKE LEVERS_	Shimano MT4100, 2 finger lever
HEADSET_	Acros, AZX-581, 1.8" headset, angular contact bearings, integrated cable routing
HANDLEBAR_	E-MTB rizer bar, 6066 alloy, 15mm rise, sweep: 7° back, 35mm clamp
STEM_	E-MTB 3D Forged alloy stem, 35mm clamp, for internal cable routing
GRIPS_	E-MTB gel grips with padding and BESV clamp
SADDLE_	Selle Italia X3 e-bike
SEATPOST_	Kind Shock e10, 30.9mm diameter
FENDERS_	Alloy extruded fenders, front & rear 3/4 length, stainless steel hardware
HEADLIGHT_	Lezyne e-bike Mini E65, 6-12V, 65 Lux, with reflector
TAILLIGHT_	Herrmans H-Cargo, 6-12V, with reflector
REAR CARRIER_	Tubular aluminium carrier, with Snap-IT platform and spring clamp, H-Cargo rear light mount
ACCESSORIES_	Adjustable kickstand



### E - SYSTEM

\_Powerful and light Shimano EP600 motor with long-lasting 630Wh battery.

### S U S P E N S I O N

\_150mm travel thanks to Suntour fork and rear shock is not just better control but also improves comfort.

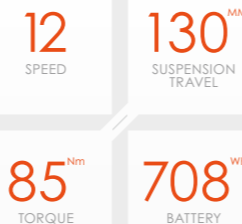
### B R A K E S

\_Huge range of stopping power with Shimano MT400 series brakes in combination with 203mm rotors.



## TRS 130 Urban 1.1

SIZES_	S (40cm), M (42.5cm), L (44.5cm), XL (46cm)
COLOR_	Jade green with black satin
FRAME_	Full-suspension BESV TRS Series smooth welded alloy frame, Shimano Steps and internal battery compatible
DRIVE UNIT_	Shimano EP600 center-motor, 250W rated power, 85Nm of torque, 25km/h maximum assist
BATTERY_	708 Wh integrated Lithium Ion battery, approved for Shimano Service Program, with Smart 4-5.6A charger
LOCK_	Abus T82 battery key-lock
DISPLAY_	Shimano SC-EN500, left hand mounted, with LCD display
FORK_	SR Suntour Zeron35, 35mm stanchions, Lockout, Air damping, 1 1/8"-1.8" tapered alloy steerer, travel 130mm
REAR SHOCK_	Rock Shox Deluxe Select R, 210x55mm, Debon Air, 130mm rear wheel travel
CRANKSET_	Samox for Shimano Steps, 34T chainring
BOTTOM BRACKET_	Shimano, integrated in motor
PEDALS_	Wellgo, alloy body, ball bearings
REAR DERAILLEUR_	Shimano Deore XT RD-M8100, 12 speed
SHIFTERS_	Shimano Deore SL-M6100, 12 speed
CASSETTE_	Shimano Deore CS-M6100, 12 speed, 10-51T
CHAIN_	KMC e12Turbo, with Quick-Link
WHEELSET_	Shimano HB-MT400 front hub and FH-TC500-MS-B rear hub, Boost hubs spacing, WTB STi27 29" multichamber alloy rims 32H
TIRES_	Schwalbe Johnny Watts, 29x2.35", Addix, Race Guard, 67 TPI wire bead with reflective stripe
BRAKESET_	Shimano MT420/MT410, 4/2-piston hydraulic disc, with 203mm front and rear rotors
BRAKE LEVERS_	Shimano MT4100, 2 finger lever
HEADSET_	Acros, AZX-581, 1.8" headset, angular contact bearings, integrated cable routing
HANDLEBAR_	E-MTB rizer bar, 6066 alloy, 15mm rise, sweep: 7° back, 35mm clamp
STEM_	E-MTB 3D Forged alloy stem, 35mm clamp, for internal cable routing
GRIPS_	E-MTB gel grips with padding and BESV clamp
SADDLE_	Selle Italia S5 Superflow
SEATPOST_	Kind Shock e10, 30.9mm diameter
FENDERS_	Alloy extruded fenders, front & rear 3/4 length, stainless steel hardware
HEADLIGHT_	Lezyne e-bike Mini E65, 6-12V, 65 Lux, with reflector
TAILLIGHT_	Herrmans H-Cargo, 6-12V, with reflector
REAR CARRIER_	Tubular aluminium carrier, with MIK platform and spring clamp, H-Cargo rear light mount
ACCESSORIES_	Adjustable kickstand



### FRAME

\_Redesigned alloy frame with improved geometry and very efficient 4-bar suspension system developing 130mm of suspension travel.

### E - SYSTEM

\_Powerful Shimano EP600 motor with new generation 708Wh battery.

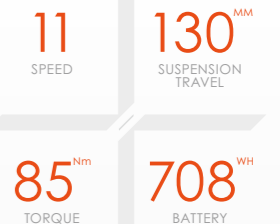
### DRIVETRAIN

\_High-performance Shimano XT with 12-speed Deore cassette.



## TRS 130 Urban 1.3

SIZES_	S (40cm), M (42.5cm), L (44.5cm), XL (46cm)
COLOR_	Metallic steel with black satin
FRAME_	Full-suspension BESV TRS Series smooth welded alloy frame, Shimano Steps and internal battery compatible
DRIVE UNIT_	Shimano EP600 center-motor, 250W rated power, 85Nm of torque, 25km/h maximum assist
BATTERY_	708 Wh integrated Lithium Ion battery, approved for Shimano Service Program, with Smart 4-5.6A charger
LOCK_	Abus T82 battery key-lock
DISPLAY_	Shimano SC-EN500, left hand mounted, with LCD display
FORK_	SR Suntour Zeron35, 35mm stanchions, Lockout, Air damping, 1 1/8"-1.8" tapered alloy steerer, travel 130mm
REAR SHOCK_	Rock Shox Deluxe Select R, 210x55mm, Debon Air, 130mm rear wheel travel
CRANKSET_	Samox for Shimano Steps, 34T chainring
BOTTOM BRACKET_	Shimano, integrated in motor
PEDALS_	Wellgo, alloy body, ball bearings
REAR DERAILLEUR_	Shimano CUES RD-U6000, 11 speed
SHIFTERS_	Shimano CUES SL-U6000, 11 speed
CASSETTE_	Shimano CUES CS-LG400, 11 speed, 11-50T
CHAIN_	Shimano CN-LG500, with Quick-Link
WHEELSET_	Shimano HB-MT400 front hub and FH-MT400-B rear hub, Boost hubs spacing, WTB STi27 29" multichamber alloy rims 32H
TIRES_	Schwalbe Johnny Watts, 29x2.35", Addix, Race Guard, 67 TPI wire bead with reflective stripe
BRAKESET_	Shimano MT420/MT410, 4/2-piston hydraulic disc, with 203mm front and rear rotors
BRAKE LEVERS_	Shimano MT4100, 2 finger lever
HEADSET_	Acros, AZX-581, 1.8" headset, angular contact bearings, integrated cable routing
HANDLEBAR_	E-MTB rizer bar, 6066 alloy, 15mm rise, sweep: 7° back, 35mm clamp
STEM_	E-MTB 3D Forged alloy stem, 35mm clamp, for internal cable routing
GRIPS_	E-MTB gel grips with padding and BESV clamp
SADDLE_	Selle Italia Max S5 Superflow
SEATPOST_	Kind Shock e10, 30.9mm diameter
FENDERS_	Alloy extruded fenders, front & rear 3/4 length, stainless steel hardware
HEADLIGHT_	Lezyne e-bike Mini E65, 6-12V, 65 Lux, with reflector
TAILLIGHT_	Herrmans H-Cargo, 6-12V, with reflector
REAR CARRIER_	Tubular aluminium carrier, with MIK platform and spring clamp, H-Cargo rear light mount
ACCESSORIES_	Adjustable kickstand



### FRAME

\_Redesigned alloy frame with improved geometry and very efficient 4-bar suspension system developing 130mm of suspension travel.

### E - SYSTEM

\_Powerful and light Shimano EP600 motor with new generation 708Wh battery.

### SUSPENSION

\_Suntour Zeron air front fork and Rock Shox Deluxe rear damper is a perfect set blending excellent control, agility and comfort.

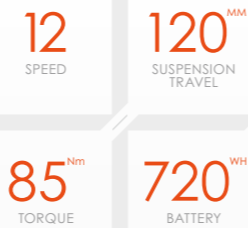


SCAN ME



## TRX Urban 1.1

SIZES_	S (42.5cm), M (46cm), L (49cm)
COLOR_	Metallic blue with night black
FRAME_	Hard-tail BESV TRX Series alloy frame, Shimano Steps and internal battery compatible
DRIVE UNIT_	Shimano EP600 center-motor, 250W rated power, 85Nm of torque, 25km/h maximum assist
BATTERY_	720 Wh integrated Lithium Ion battery, approved for Shimano Service Program, with Smart 4-5.6A charger
LOCK_	Abus T82 battery key-lock
DISPLAY_	Shimano SC-E5003, left hand mounted, with LCD display
FORK_	SR Suntour XCR34, 34mm stanchions, Lockout, Air damping, 1 1/8"-1.5" tapered alloy steerer, travel 120mm
CRANKSET_	Samox for Shimano Steps, 38T chainring with ring guard
BOTTOM BRACKET_	Shimano, integrated in motor
PEDALS_	Wellgo, alloy body, ball bearings
REAR DERAILLEUR_	Shimano Deore RD-M6100, 12 speed
SHIFTERS_	Shimano Deore SL-M6100, 12 speed
CASSETTE_	Shimano Deore CS-M6100, 12 speed, 10-51T
CHAIN_	KMC e12Turbo, with Quick-Link
WHEELSET_	Formula CL-811 front hub, Formula CL-3248M, Boost hubs spacing, WTB STI27 29" multichamber alloy rims 32H
TIRES_	Pirelli Angel XT Urban, 57x622, Pro Compound Urban, 60 TPI + 5mm nylon wire bead, puncture protection, reflective stripe
BRAKESET_	Shimano MT420/MT410, 4/2-piston hydraulic disc, with 203mm front and rear rotors
BRAKE LEVERS_	Shimano MT4100, 2 finger lever
HEADSET_	Acros, AZX-581, 1.5" headset, angular contact bearings, integrated cable routing
HANDLEBAR_	E-MTB rizer bar, 6066 alloy, 4mm rise, sweep: 7° back, 31.8mm clamp
STEM_	3D Forged alloy City-Trekking stem, SP-Connect mount, 31.8mm clamp, integrated cable routing
GRIPS_	E-MTB gel grips with padding and BESV clamp
SADDLE_	Selle Italia S5 Superflow
SEATPOST_	Promax SP-726, 31.6mm diameter
FENDERS_	Alloy extruded fenders, front & rear 3/4 length, stainless steel hardware
HEADLIGHT_	Lezyne e-bike Power E115, 6-12V, 115 Lux, with reflector
TAILLIGHT_	Herrmans H-Cargo, 6-12V, with reflector
REAR CARRIER_	Tubular aluminium carrier, with Snap-IT platform and spring clamp, H-Cargo rear light mount
ACCESSORIES_	Adjustable kickstand



### E - SYSTEM

\_Powerful and light Shimano EP600 motor with long-lasting 720Wh battery.

### T I R E S

\_Perfect traction on and off-road thanks to Pirelli Angel XT.


### B R A K E S

\_Huge range of stopping power with Shimano MT400 series brakes in combination with 203mm rotors.



## TRX Urban 1.1 Low Step

SIZES_	XS (43cm), S (47cm), M (52cm), L (56cm)
COLOR_	Metallic blue with night black
FRAME_	Hard-tail BESV TRX Series alloy frame, Shimano Steps and internal battery compatible
DRIVE UNIT_	Shimano EP600 center-motor, 250W rated power, 85Nm of torque, 25km/h maximum assist
BATTERY_	720 Wh integrated Lithium Ion battery, approved for Shimano Service Program, with Smart 4-5.6A charger
LOCK_	Abus T82 battery key-lock
DISPLAY_	Shimano SC-E5003, left hand mounted, with LCD display
FORK_	SR Suntour XCR34, 34mm stanchions, Lockout, Air damping, 1 1/8"-1.5" tapered alloy steerer, travel 100mm
CRANKSET_	Samox for Shimano Steps, 38T chainring with ring guard
BOTTOM BRACKET_	Shimano, integrated in motor
PEDALS_	Wellgo, alloy body, ball bearings
REAR DERAILLEUR_	Shimano Deore RD-M6100, 12 speed
SHIFTERS_	Shimano Deore SL-M6100, 12 speed
CASSETTE_	Shimano Deore CS-M6100, 12 speed, 10-51T
CHAIN_	KMC e12Turbo, with Quick-Link
WHEELSET_	Formula CL-811 front hub, Formula CL-3248M, Boost hubs spacing, WTB STI27 29" multichamber alloy rims 32H
TIRES_	Pirelli Angel XT Urban, 57x622, Pro Compound Urban, 60 TPI + 5mm nylon wire bead, puncture protection, reflective stripe
BRAKESET_	Shimano MT420/MT410, 4/2-piston hydraulic disc, with 203mm front and rear rotors
BRAKE LEVERS_	Shimano MT4100, 2 finger lever
HEADSET_	Acros, AZX-581, 1.5" headset, angular contact bearings, integrated cable routing
HANDLEBAR_	E-MTB rizer bar, 6066 alloy, 4mm rise, sweep: 7° back, 31.8mm clamp
STEM_	3D Forged alloy City-Trekking stem, SP-Connect mount, 31.8mm clamp, integrated cable routing
GRIPS_	E-MTB gel grips with padding and BESV clamp
SADDLE_	Selle Italia Max S5 Superflow
SEATPOST_	Promax SP-726, 31.6mm diameter
FENDERS_	Alloy extruded fenders, front & rear 3/4 length, stainless steel hardware
HEADLIGHT_	Lezyne e-bike Power E115, 6-12V, 115 Lux, with reflector
TAILLIGHT_	Herrmans H-Cargo, 6-12V, with reflector
REAR CARRIER_	Tubular aluminium carrier, with Snap-IT platform and spring clamp, H-Cargo rear light mount
ACCESSORIES_	Adjustable kickstand



### E - SYSTEM

\_Powerful and light Shimano EP600 motor with long-lasting 720Wh battery.

### E Q U I P M E N T

\_Additional rack, lights, fenders makes our Urban models extremely versatile.

### S A D D L E

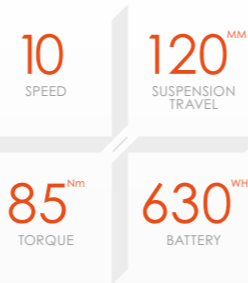
\_Specially designed saddle for e-bikes from Selle Italia.





## TRX Urban 1.3

SIZES_	S (42.5cm), M (46cm), L (49cm)
COLOR_	Steel grey with night black
FRAME_	Hard-tail BESV TRX Series alloy frame, Shimano Steps and internal battery compatible
DRIVE UNIT_	Shimano EP600 center-motor, 250W rated power, 85Nm of torque, 25km/h maximum assist
BATTERY_	630 Wh integrated Lithium Ion battery, approved for Shimano Service Program, with Smart 4-5.6A charger
LOCK_	Abus T82 battery key-lock
DISPLAY_	Shimano SC-E5003, left hand mounted, with LCD display
FORK_	SR Suntour XCM34, 34mm stanchions, Lockout, Coil damping, 1 1/8"-1.5" tapered alloy steerer, travel: 120mm
CRANKSET_	Samox for Shimano Steps, 38T chainring with ring guard
BOTTOM BRACKET_	Shimano, integrated in motor
PEDALS_	Wellgo, alloy body, ball bearings
REAR DERAILLEUR_	Microshift XLE, 10 speed
SHIFTERS_	Microshift XLE, 10 speed
CASSETTE_	Microshift XLE, 10 speed, 11-42T
CHAIN_	KMC e10Turbo, with Quick-Link
WHEELSET_	Formula CL-811 front hub, Formula CL-3248 rear hub, Boost hubs spacing, WTB STI27 29" multichamber alloy rims 32H
TIRES_	Pirelli Angel XT Urban, 57x622, Pro Compound Urban, 60 TPI + 5mm nylon wire bead, puncture protection, reflective stripe
BRAKES_	Hydraulic disc brake, 2-piston, 180mm front and rear rotors
BRAKE LEVERS_	2 finger hydraulic disc brake lever
HEADSET_	Acros, AZX-581, 1.5" headset, angular contact bearings, integrated cable routing
HANDLEBAR_	E-MTB rizer bar, 6066 alloy, 4mm rise, sweep: 7° back, 31.8mm clamp
STEM_	3D Forged alloy City-Trekking stem, SP-Connect mount, 31.8mm clamp, integrated cable routing
GRIPS_	E-MTB gel grips with padding and BESV clamp
SADDLE_	Selle Italia S5 Superflow
SEATPOST_	Promax SP-726, 31.6mm diameter
FENDERS_	Alloy extruded fenders, front & rear 3/4 length, stainless steel hardware
HEADLIGHT_	Lezyne e-bike Mini E65, 6-12V, 65 Lux, with reflector
TAILLIGHT_	Herrmans H-Cargo, 6-12V, with reflector
REAR CARRIER_	Tubular aluminium carrier, with Snap-IT platform and spring clamp, H-Cargo rear light mount
ACCESSORIES_	Adjustable kickstand



### E - SYSTEM

\_Powerful and light Shimano EP600 motor with long-lasting 630Wh battery.

### SAFETY

\_Powerful lights from Lezyne and Herrmans keep you safe when riding.

### BRAKES

\_Hydraulic disc brakes with 180mm rotors.



## TRX Urban 1.3 Low Step

SIZES_	S (42.5cm), M (46cm), L (49cm)
COLOR_	Steel grey with night black
FRAME_	Hard-tail BESV TRX Series alloy frame, Shimano Steps and internal battery compatible
DRIVE UNIT_	Shimano EP600 center-motor, 250W rated power, 85Nm of torque, 25km/h maximum assist
BATTERY_	630 Wh integrated Lithium Ion battery, approved for Shimano Service Program, with Smart 4-5.6A charger
LOCK_	Abus T82 battery key-lock
DISPLAY_	Shimano SC-E5003, left hand mounted, with LCD display
FORK_	SR Suntour XCM34, 34mm stanchions, Lockout, Coil damping, 1 1/8"-1.5" tapered alloy steerer, travel: 100mm
CRANKSET_	Samox for Shimano Steps, 38T chainring with ring guard
BOTTOM BRACKET_	Shimano, integrated in motor
PEDALS_	Wellgo, alloy body, ball bearings
REAR DERAILLEUR_	Microshift XLE, 10 speed
SHIFTERS_	Microshift XLE, 10 speed
CASSETTE_	Microshift XLE, 10 speed, 11-42T
CHAIN_	KMC e10Turbo, with Quick-Link
WHEELSET_	Formula CL-811 front hub, Formula CL-3248 rear hub, Boost hubs spacing, WTB STI27 29" multichamber alloy rims 32H
TIRES_	Pirelli Angel XT Urban, 57x622, Pro Compound Urban, 60 TPI + 5mm nylon wire bead, puncture protection, reflective stripe
BRAKES_	Hydraulic disc brake, 2-piston, 180mm front and rear rotors
BRAKE LEVERS_	2 finger hydraulic disc brake lever
HEADSET_	Acros, AZX-581, 1.5" headset, angular contact bearings, integrated cable routing
HANDLEBAR_	E-MTB rizer bar, 6066 alloy, 4mm rise, sweep: 7° back, 31.8mm clamp
STEM_	3D Forged alloy City-Trekking stem, SP-Connect mount, 31.8mm clamp, integrated cable routing
GRIPS_	E-MTB gel grips with padding and BESV clamp
SADDLE_	Selle Italia Max S5 Superflow
SEATPOST_	Promax SP-726, 31.6mm diameter
FENDERS_	Alloy extruded fenders, front & rear 3/4 length, stainless steel hardware
HEADLIGHT_	Lezyne e-bike Mini E65, 6-12V, 65 Lux, with reflector
TAILLIGHT_	Herrmans H-Cargo, 6-12V, with reflector
REAR CARRIER_	Tubular aluminium carrier, with Snap-IT platform and spring clamp, H-Cargo rear light mount
ACCESSORIES_	Adjustable kickstand



### E - SYSTEM

\_Powerful and light Shimano EP600 motor with long-lasting 630Wh battery.

### TIRES

\_Perfect traction on and off-road thanks to Pirelli Angel XT tyres.


### FRAMES

\_TRX Urban frame platform is designed to be robust and comfortable at the same time.



## TRX - B Urban 1.1

SIZES_	S (42.5cm), M (46cm), L (49cm)
COLOR_	Metallic khaki with black satin
FRAME_	Hard-tail BESV TRX-B Series smooth welded alloy frame, Bosch motor and internal battery compatible
DRIVE UNIT_	Bosch Performance CX center-motor, 250W rated power, 85Nm of torque, 25km/h maximum assist
BATTERY_	Bosch Power Tube 750 Wh, with 4A charger
LOCK_	Abus battery key-lock
DISPLAY_	Bosch Kiox with LED display and Bluetooth connectivity
FORK_	SR Suntour XCR34, 34mm stanchions, Lockout, Air damping, 1 1/8"-1.5" tapered alloy steerer, travel 120mm
CRANKSET_	Samox for Bosch, 38T chainring
BOTTOM BRACKET_	Bosch, integrated in motor
PEDALS_	Wellgo, alloy body, ball bearings
REAR DERAILLEUR_	Shimano Deore RD-M6100, 12 speed
SHIFTERS_	Shimano Deore SL-M6100, 12 speed
CASSETTE_	Shimano Deore CS-M6100, 12 speed, 10-51T
CHAIN_	KMC e12Turbo, with Quick-Link
WHEELSET_	Shimano HB-TC500-15-B front hub and MT-410B rear hub, Boost hubs spacing, WTB ST127 29" multichamber alloy rims 32H
TIRES_	Schwalbe Johnny Watts, 29x2.35", Addix, Race Guard, 67 TPI wire bead with reflective stripe
BRAKES_	Shimano MT420/MT410, 4/2-piston hydraulic disc, with 203mm front and rear rotors
BRAKE LEVERS_	Shimano MT4100, 2 finger lever
HEADSET_	Acros, AZX-581, 1.5" headset, angular contact bearings, integrated cable routing
HANDLEBAR_	E-MTB rizer bar, 6066 alloy, 4mm rise, sweep: 7° back, 31.8mm clamp
STEM_	3D Forged alloy City-Trekking stem, SP-Connect mount, 31.8mm clamp, integrated cable routing
GRIPS_	E-MTB gel grips with padding and BESV clamp
SADDLE_	Selle Italia S5 Superflow
SEATPOST_	Promax SP-726, 31.6mm diameter
FENDERS_	Alloy extruded fenders, front & rear 3/4 length, stainless steel hardware
HEADLIGHT_	Lezyne e-bike Power E115, 6-12V, 115 Lux, with reflector
TAILLIGHT_	Herrmans H-Cargo, 6-12V, with reflector
REAR CARRIER_	Tubular aluminium carrier, with MIK-HD platform and spring clamp, H-Cargo rear light mount
ACCESSORIES_	Adjustable kickstand



### FRAME

\_Newly developed alloy frame for Bosch system. Smooth integration of components blended with great geometry.

### E - SYSTEM

\_Bosch Performance CX motor and 750Wh battery configuration. Compatible with the Bosch Smart System.

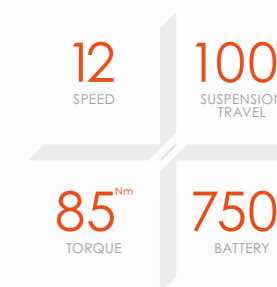
### TIRES

\_Perfect traction and low rolling resistance thanks to Schwalbe Johnny Watts tires.



## TRX - B Urban 1.1 ST

SIZES_	S (42.5cm), M (46cm), L (49cm)
COLOR_	Metallic khaki with black satin
FRAME_	Hard-tail BESV TRX-B Series smooth welded alloy frame, Bosch motor and internal battery compatible
DRIVE UNIT_	Bosch Performance CX center-motor, 250W rated power, 85Nm of torque, 25km/h maximum assist
BATTERY_	Bosch Power Tube 750 Wh, with 4A charger
LOCK_	Abus battery key-lock
DISPLAY_	Bosch Kiox with LED display and Bluetooth connectivity
FORK_	SR Suntour XCR34, 34mm stanchions, Lockout, Air damping, 1 1/8"-1.5" tapered alloy steerer, travel 100mm
CRANKSET_	Samox for Bosch, 38T chainring
BOTTOM BRACKET_	Bosch, integrated in motor
PEDALS_	Wellgo, alloy body, ball bearings
REAR DERAILLEUR_	Shimano Deore RD-M6100, 12 speed
SHIFTERS_	Shimano Deore SL-M6100, 12 speed
CASSETTE_	Shimano Deore CS-M6100, 12 speed, 10-51T
CHAIN_	KMC e12Turbo, with Quick-Link
WHEELSET_	Shimano HB-TC500-15-B front hub and MT-410B rear hub, Boost hubs spacing, WTB ST127 29" multichamber alloy rims 32H
TIRES_	Schwalbe Johnny Watts, 29x2.35", Addix, Race Guard, 67 TPI wire bead with reflective stripe
BRAKES_	Shimano MT420/MT410, 4/2-piston hydraulic disc, with 203mm front and rear rotors
BRAKE LEVERS_	Shimano MT4100, 2 finger lever
HEADSET_	Acros, AZX-581, 1.5" headset, angular contact bearings, integrated cable routing
HANDLEBAR_	E-MTB rizer bar, 6066 alloy, 4mm rise, sweep: 7° back, 31.8mm clamp
STEM_	3D Forged alloy City-Trekking stem, SP-Connect mount, 31.8mm clamp, integrated cable routing
GRIPS_	E-MTB gel grips with padding and BESV clamp
SADDLE_	Selle Italia Max S5 Superflow
SEATPOST_	Promax SP-726, 31.6mm diameter
FENDERS_	Alloy extruded fenders, front & rear 3/4 length, stainless steel hardware
HEADLIGHT_	Lezyne e-bike Power E115, 6-12V, 115 Lux, with reflector
TAILLIGHT_	Herrmans H-Cargo, 6-12V, with reflector
REAR CARRIER_	Tubular aluminium carrier, with MIK-HD platform and spring clamp, H-Cargo rear light mount
ACCESSORIES_	Adjustable kickstand



### FRAME

\_Newly developed alloy frame for Bosch system. Smooth integration of components blended with great geometry.

### DRIVETRAIN

\_Durable and precise Shimano Deore with 12-speed gearing.

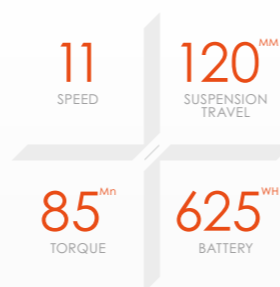
### CARRIER

\_MIK HD platform you can attach many bags, accessories or even a child seat to the carrier platform.



## TRX - B Urban 1.3

SIZES_	S (42.5cm), M (46cm), L (49cm)
COLOR_	Iron gray with black satin
FRAME_	Hard-tail BESV TRX-B Series smooth welded alloy frame, Bosch motor and internal battery compatible
DRIVE UNIT_	Bosch Performance CX center-motor, 250W rated power, 85Nm of torque, 25km/h maximum assist
BATTERY_	Bosch Power Tube 625 Wh, with 4A charger
LOCK_	Abus battery key-lock
DISPLAY_	Bosch Kiox with LED display and Bluetooth connectivity
FORK_	SR Suntour XCM34, 34mm stanchions, Lockout, Coil damping, 1 1/8"-1.5" tapered alloy steerer, travel 120mm
CRANKSET_	Samox for Bosch, 38T chainring
BOTTOM BRACKET_	Bosch, integrated in motor
PEDALS_	Wellgo, alloy body, ball bearings
REAR DERAILLEUR_	Shimano CUES RD-U6000, 11 speed
SHIFTERS_	Shimano CUES SL-U6000, 11 speed
CASSETTE_	Shimano CUES CS-LG400, 11 speed, 11-50T
CHAIN_	Shimano CN-LG500, with Quick-Link
WHEELSET_	Shimano HB-TC500-15-B front hub and FH-TC500-HM-B rear hub, Boost hubs spacing, WTB STI27 29" multichamber alloy rims 32H
TIRES_	Schwalbe Johnny Watts, 29x2.35", Addix, Race Guard, 67 TPI wire bead with reflective stripe
BRAKES_	Shimano MT200, 2-piston hydraulic disc, with 180mm front and rear rotor
BRAKE LEVERS_	Shimano MT201, 2 finger lever
HEADSET_	Acros, AZX-581, 1.5" headset, angular contact bearings, integrated cable routing
HANDLEBAR_	E-MTB rizer bar, 6066 alloy, 4mm rise, sweep: 7° back, 31.8mm clamp
STEM_	3D Forged alloy City-Trekking stem, SP-Connect mount, 31.8mm clamp, integrated cable routing
GRIPS_	E-MTB gel grips with padding and BESV clamp
SADDLE_	Selle Italia S5 Superflow
SEATPOST_	Promax SP-726, 31.6mm diameter
FENDERS_	Alloy extruded fenders, front & rear 3/4 length, stainless steel hardware
HEADLIGHT_	Lezyne e-bike Mini E65, 6-12V, 65 Lux, with reflector
TAILLIGHT_	Herrmans H-Cargo, 6-12V, with reflector
REAR CARRIER_	Tubular aluminium carrier, with MIK-HD platform and spring clamp, H-Cargo rear light mount
ACCESSORIES_	Adjustable kickstand



### FRAME

\_Newly developed alloy frame for Bosch system. Smooth integration of components blended with great geometry.

### E - SYSTEM

\_Bosch Performance CX motor and 625Wh battery configuration. Compatible with the Bosch Smart System.

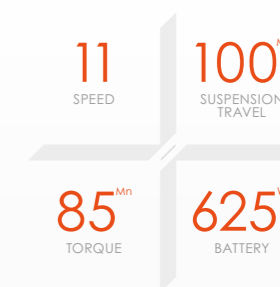
### CARRIER

\_With MIK HD platform you can attach many bags, accessories or even a child seat to the carrier platform.



## TRX - B Urban 1.3 ST

SIZES_	S (42.5cm), M (46cm), L (49cm)
COLOR_	Iron gray with black satin
FRAME_	Hard-tail BESV TRX-B Series smooth welded alloy frame, Bosch motor and internal battery compatible
DRIVE UNIT_	Bosch Performance CX center-motor, 250W rated power, 85Nm of torque, 25km/h maximum assist
BATTERY_	Bosch Power Tube 625 Wh, with 4A charger
LOCK_	Abus battery key-lock
DISPLAY_	Bosch Kiox with LED display and Bluetooth connectivity
FORK_	SR Suntour XCM34, 34mm stanchions, Lockout, Coil damping, 1 1/8"-1.5" tapered alloy steerer, travel 100mm
CRANKSET_	Samox for Bosch, 38T chainring
BOTTOM BRACKET_	Bosch, integrated in motor
PEDALS_	Wellgo, alloy body, ball bearings
REAR DERAILLEUR_	Shimano CUES RD-U6000, 11 speed
SHIFTERS_	Shimano CUES SL-U6000, 11 speed
CASSETTE_	Shimano CUES CS-LG400, 11 speed, 11-50T
CHAIN_	Shimano CN-LG500, with Quick-Link
WHEELSET_	Shimano HB-TC500-15-B front hub and FH-TC500-HM-B rear hub, Boost hubs spacing, WTB STI27 29" multichamber alloy rims 32H
TIRES_	Schwalbe Johnny Watts, 29x2.35", Addix, Race Guard, 67 TPI wire bead with reflective stripe
BRAKES_	Shimano MT200, 2-piston hydraulic disc, with 180mm front and rear rotor
BRAKE LEVERS_	Shimano MT201, 2 finger lever
HEADSET_	Acros, AZX-581, 1.5" headset, angular contact bearings, integrated cable routing
HANDLEBAR_	E-MTB rizer bar, 6066 alloy, 4mm rise, sweep: 7° back, 31.8mm clamp
STEM_	3D Forged alloy City-Trekking stem, SP-Connect mount, 31.8mm clamp, integrated cable routing
GRIPS_	E-MTB gel grips with padding and BESV clamp
SADDLE_	Selle Italia Max S5 Superflow
SEATPOST_	Promax SP-726, 31.6mm diameter
FENDERS_	Alloy extruded fenders, front & rear 3/4 length, stainless steel hardware
HEADLIGHT_	Lezyne e-bike Mini E65, 6-12V, 65 Lux, with reflector
TAILLIGHT_	Herrmans H-Cargo, 6-12V, with reflector
REAR CARRIER_	Tubular aluminium carrier, with MIK-HD platform and spring clamp, H-Cargo rear light mount
ACCESSORIES_	Adjustable kickstand



### FRAME

\_Newly developed alloy frame for Bosch system. Smooth integration of components blended with great geometry.

### DRIVETRAIN


\_New Shimano CUES 11-speed gearing on the set with wide range cassette.

### TIRES

\_Perfect traction and low rolling resistance thanks to Schwalbe Johnny Watts tires.



86



# G R A V E L

E - B I K E S

87

Brand new and designed to meet every aspect of this fresh e-bicycle category: the BESV gravel series. No wonder this is one of the largest growing segments in the bicycle market as they are the best way to combine road, off-road and adventurous bike-packing experiences in one bike. During development, we kept in mind you will need a lightweight bike with a full carbon fork, easy to remove wheels for transport, and natural road and trail capabilities. Offering a 1x11 and a 2x10 Shimano GRX drivetrain to make sure you choose the best option for your riding plans. Your next adventure awaits you.

SCAN TO WATCH VIDEO



# MEET BESV SMART PLUS APP



# BESV

Premium e-bikes

Multifunctional **BESV Smart Plus App** designed to boost your experience with high technology. Built-in GPS will allow you to plan, record or check the history of previously taken roads. You can also check weather condition and nearby places in real-time!

MAIN FEATURES:



- Condition - My bike - My journey - Fitness

The Fitness feature is the one-stop shop for every tool that users would need to progressively improve their physical performance on the bike. Connect the app with the heart rate device and take your workout routine to another level.



JTR 1.1


JGR 1.1

JGR 1.3

## JGR 1.1



SIZES_	S (45.5cm), M (49cm), L (51cm), XL (53cm)
COLOR_	Metallic malachite with night black gloss
FRAME_	BESV alloy frame with built in 360W battery, for Bafang rear hub motor
DRIVE UNIT_	Bafang rear hub motor, 250W rated power, 40Nm of torque, 25km/h maximum assist
BATTERY_	360 Wh Intube battery, compatible with range extender, with Smart 4-5.6A charger
DISPLAY_	Darfon with Bluetooth connectivity
FORK_	BESV full carbon gravel fork, 1 1/8"-1.5" carbon steerer
CRANKSET_	Samox EC38-F13-ISIS, 40T chainring
BOTTOM BRACKET_	with cadence and torque sensor
PEDALS_	Wellgo, alloy body, ball bearings, with pins
REAR DERAILLEUR_	Shimano GRX RD-RX812, 11 speed
SHIFTERS_	included with brakeset
CASSETTE_	Shimano Deore CS-M5100, 11 speed, 11-42T
CHAIN_	KMC e11Turbo, with Quick-Link
WHEELSET_	Formula RX-512 front hub, Bafang rear hub, Formula XRD-522 multichamber alloy rims 32H
TIRES_	Maxxis Rambler 700x40c, Normal compound, Silkshield guard, 60TPI foldable
BRAKESSET_	Shimano GRX RX400, 2-piston hydraulic disc, with 180mm front and 160mm rear rotors
BRAKE LEVERS_	Shimano GRX RX600, dual control lever
HEADSET_	Acros, AIX-525, 1.5" headset, angular contact bearings, integrated cable routing
HANDLEBAR_	3D Forged drop bar, 6066 alloy, sweep: 5° back, 31.8mm clamp
STEM_	3D Forged alloy stem, 31.8mm clamp, for internal cable routing
GRIPS_	Comfortable grips with anti-slippery microfiber
SADDLE_	Selle Italia X3 e-bike
SEATPOST_	Promax SP-726, 27.2mm diameter



### E - SYSTEM

\_Small, silent but powerful. Will offer a truly sportive experience.

### CONTROL

\_Our new HMI is simple and easy to use. Thanks to Bluetooth it can be connected with the BESV APP.

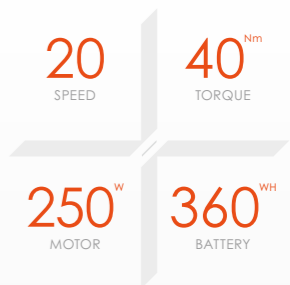
### DRIVETRAIN

\_With Shimano GRX 11-speed and wide gear ratio you can ride on and off-road.

## JGR 1.3



SIZES_	S (45.5cm), M (49cm), L (51cm), XL (53cm)
COLOR_	Metallic umbra with night black gloss
FRAME_	BESV alloy frame with built in 360W battery, for Bafang rear hub motor
DRIVE UNIT_	Bafang rear hub motor, 250W rated power, 40Nm of torque, 25km/h maximum assist
BATTERY_	360Wh Intube battery, compatible with range extender, with Smart 4-5.6A charger
DISPLAY_	Darfon with Bluetooth connectivity
FORK_	BESV full carbon gravel fork, 1 1/8"-1.5" carbon steerer
CRANKSET_	Samox EC38-F13-ISIS, 46-34T chainring
BOTTOM BRACKET_	with cadence and torque sensor
PEDALS_	Wellgo, alloy body, ball bearings, with pins
FRONT DERAILLEUR_	Shimano GRX FD-RX400, 2x10 speed
REAR DERAILLEUR_	Shimano GRX RD-RX400, 10 speed
SHIFTERS_	Shimano GRX ST-RX400
CASSETTE_	Shimano Deore CS-M5010, 10 speed, 11-36T
CHAIN_	KMC e10Turbo, with Quick-Link
WHEELSET_	Formula RX-512 front hub, Bafang rear hub, Formula XRD-522 multichamber alloy rims 32H
TIRES_	Maxxis Rambler 700x40c, Normal compound, Silkshield guard, 60TPI foldable
BRAKESSET_	Shimano GRX RX400, 2-piston hydraulic disc, with 160mm front and rear rotor
BRAKE LEVERS_	Shimano GRX RX400, dual control lever
HEADSET_	Acros, AIX-525, 1.5" headset, angular contact bearings, integrated cable routing
HANDLEBAR_	3D Forged drop bar, 6061 alloy, sweep: 5° back, 31.8mm clamp
STEM_	3D Forged alloy stem, 31.8mm clamp, for internal cable routing
GRIPS_	Comfortable grips with anti-slippery microfiber
SADDLE_	Selle Italia X3 e-bike
SEATPOST_	Promax SP-2019, 27.2mm diameter



### E - SYSTEM

\_Small, silent but powerful. Will offer a truly sportive experience.

### TIRES

\_Maxxis Rambler are highly rated gravel bike tires that are durable but grippy in loose terrain at the same time.

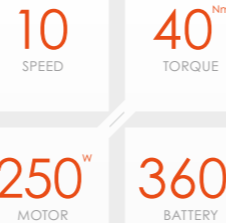
### BRAKES

\_Go full speed and stop anytime thanks to Shimano GRX hydraulic disc brakes.



# JTR 1.1

SIZES_	S (45.5cm), M (49cm), L (51cm), XL (53cm)
COLOR_	Bright ceramic green with dark ceramic green
FRAME_	BESV alloy frame with built in 360W battery, for Bafang rear hub motor
DRIVE UNIT_	Bafang rear hub motor, 250W rated power, 40Nm of torque, 25km/h maximum assist
BATTERY_	360Wh Intube battery, compatible with range extender, with Smart 4-5.6A charger
DISPLAY_	Darfon with Bluetooth connectivity
FORK_	BESV alloy city fork, 1 1/8"-1.5" steerer
CRANKSET_	Samox EC33-F13-ISIS, 40T chainring
BOTTOM BRACKET_	with cadence and torque sensor
PEDALS_	Wellgo, alloy body, ball bearings
REAR DERAILLEUR_	Shimano Deore RD-M4120, 10 speed
SHIFTERS_	Shimano CUES, SL-U6000, 10 speed
CASSETTE_	Shimano CUES, CS-LG300, 10 speed
CHAIN_	Shimano CN-LG500, with Quick-Link
WHEELSET_	Formula RX-512 front hub, Bafang rear hub, Formula XRD-522 multichamber alloy rims 32H
TIRES_	Maxxis Overdrive 700x40c, Normal compound, K2 guard, 60TPI foldable with reflective stripe
BRAKESSET_	Hydraulic disc brake, 2-piston, 160mm front and rear Shimano rotors
BRAKE LEVERS_	2 finger hydraulic disc brake lever
HEADSET_	Acros, AIX-581, 1.5" headset, angular contact bearings, integrated cable routing
HANDLEBAR_	3D Forged alloy flat bar, 40mm rise, sweep: 30° back, 31.8mm clamp
STEM_	3D Forged alloy stem, 31.8mm clamp, for internal cable routing
GRIPS_	Comfortable gel grips with padding
SADDLE_	Selle Italia S5 Superflow
SEATPOST_	Promax SP-226, 27.2mm diameter
FENDERS_	Stainless steel fenders
HEADLIGHT_	Lezyne e-bike Mini E65, 6-12V, 65 Lux, with reflector
TAILLIGHT_	Herrmans H-Cargo, 6-12V, with reflector
REAR CARRIER_	Tubular aluminium carrier, with Snap-IT platform and spring clamp, H-Cargo rear light mount
ACCESSORIES_	Kickstand, Chainguard



## E - SYSTEM

\_Small, silent but powerful. Will offer a truly sportive experience.

## T I R E S

\_On the safe side with Maxxis Overdrive.

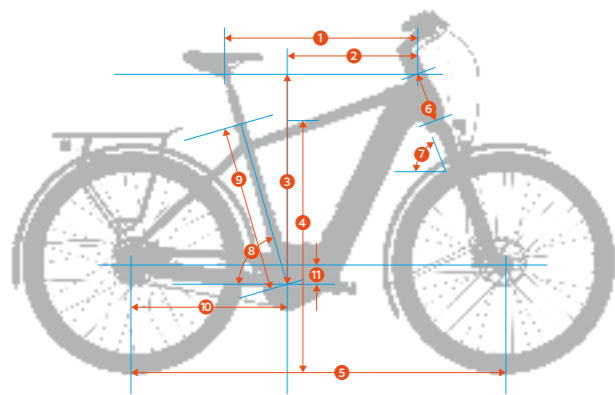
## B R A K E S

\_Hydraulic disc brakes with 160mm rotors.



# BIKES GEOMETRY

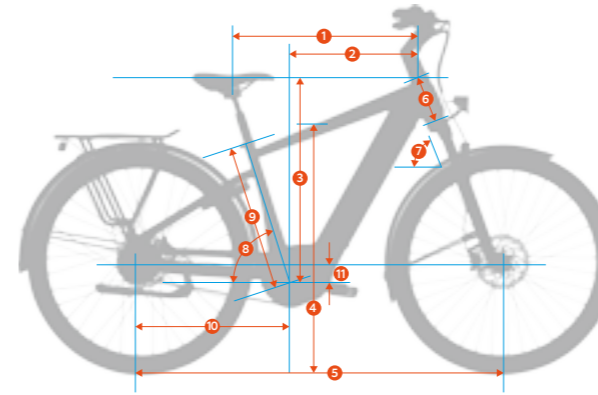
CT/TR 1.SERIES - MAN



	FRAME SIZE	S	M	L	XL
	RIDER HEIGHT	165-176CM	174-185CM	183-195CM	190-205CM
1	TOP TUBE LENGTH	595	600	610	625
2	FRAME REACH	398.5	401	415	428
3	STACK	642	651	656	665
4	STAND OVER HEIGHT	836	865	882	903
5	WHEEL BASE	1158	1164	1181	1197
6	HEAD TUBE LENGTH	145	155	160	170
7	HEAD TUBE ANGLE	68.5°	68.5°	68.5°	68.5°
8	SEAT TUBE ANGLE	73.5°	73.5°	73.5°	73.5°
9	SEAT TUBE LENGTH	470	520	560	600
10	CHAINSTAY LENGTH	487	487	487	487
11	BB DROP	60	60	60	60

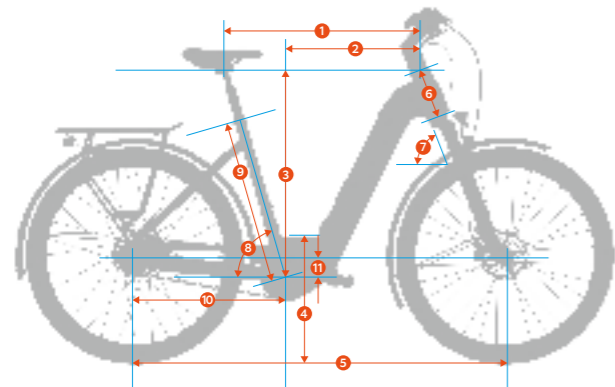


CT-B/TR-B 1.SERIES - MAN



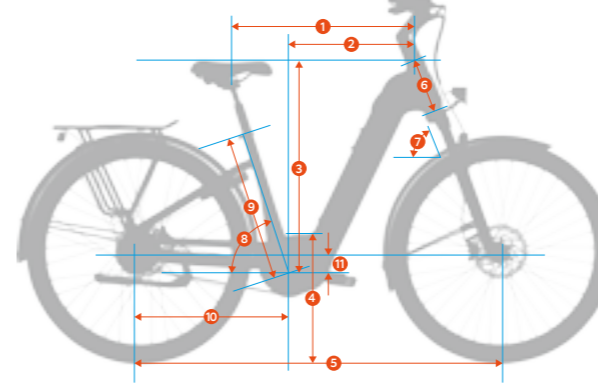
	FRAME SIZE	S	M	L	XL
	RIDER HEIGHT	165-176CM	174-185CM	183-195CM	190-205CM
1	TOP TUBE LENGTH	603.5	608.5	613.5	625
2	FRAME REACH	430	435	440	445
3	STACK	647.6	647.6	647.6	647.6
4	STAND OVER HEIGHT	772.5	798.5	830	854
5	WHEEL BASE	1202.5	1207.5	1212.5	1217.5
6	HEAD TUBE LENGTH	150	150	150	150
7	HEAD TUBE ANGLE	68.5°	68.5°	68.5°	68.5°
8	SEAT TUBE ANGLE	75°	75°	75°	74.5°
9	SEAT TUBE LENGTH	470	520	560	600
10	CHAINSTAY LENGTH	500	500	500	500
11	BB DROP	65	65	65	65

CT/TR 1.SERIES, TRX, TRX URBAN - LOW STEP



	FRAME SIZE	XS	S	M	L
	RIDER HEIGHT	150-165CM	164-175CM	175-188CM	187-198CM
1	TOP TUBE LENGTH	595	610	620	630
2	FRAME REACH	398.5	410	425.5	432.8
3	STACK	642	652	656	665
4	STAND OVER HEIGHT	542	542	534	534
5	WHEEL BASE	1158	1174	1190	1202
6	HEAD TUBE LENGTH	145	155	160	170
7	HEAD TUBE ANGLE	68.5°	68.5°	68.5°	68.5°
8	SEAT TUBE ANGLE	73.5°	73.5°	73.5°	73.5°
9	SEAT TUBE LENGTH	430	470	520	560
10	CHAINSTAY LENGTH	487	487	487	487
11	BB DROP	60	60	60	60

CT-B/TR-B 1.SERIES - LOW STEP



	FRAME SIZE	XS	S	M	L
	RIDER HEIGHT	150-165CM	164-175CM	175-188CM	187-198CM
1	TOP TUBE LENGTH	580	586	600	610
2	FRAME REACH	390	390	395	409
3	STACK	661	665	670	675
4	STAND OVER HEIGHT	419	419	419	419
5	WHEEL BASE	1144	1144	1156	1172
6	HEAD TUBE LENGTH	155	160	170	170
7	HEAD TUBE ANGLE	68.5°	68.5°	68.5°	68.5°
8	SEAT TUBE ANGLE	74°	73°	73°	73°
9	SEAT TUBE LENGTH	430	470	520	560
10	CHAINSTAY LENGTH	485	485	485	485
11	BB DROP	75	75	75	75



BIKES GEOMETRY

CT/TR 2.SERIES - MAN		FRAME SIZE	M	L	XL
		RIDER HEIGHT	158-173CM	173-188CM	185-200CM
1	TOP TUBE LENGTH	590	610	630	
2	FRAME REACH	388	407	427	
3	STACK	659	661	663	
4	STAND OVER HEIGHT	775	833	864	
5	WHEEL BASE		1158	1172	
6	HEAD TUBE LENGTH	190	190	190	
7	HEAD TUBE ANGLE	69°	69.5°	70°	
8	SEAT TUBE ANGLE	73°	73°	73°	
9	SEAT TUBE LENGTH	500	550	600	
10	CHAINSTAY LENGTH	485	485	485	
11	BB DROP	65	65	65	

TCE		FRAME SIZE	M	L	XL
		RIDER HEIGHT	165-176CM	175-186CM	185-196CM
1	TOP TUBE LENGTH	593	625	648	
2	FRAME REACH	455	485	505	
3	STACK	622	631	640	
4	STAND OVER HEIGHT	799	803	821	
5	WHEEL BASE	1239	1273	1298	
6	HEAD TUBE LENGTH	110	120	130	
7	HEAD TUBE ANGLE	64°	64°	64°	
8	SEAT TUBE ANGLE	77°	77°	77°	
9	SEAT TUBE LENGTH	415	430	460	
10	CHAINSTAY LENGTH	445	445	445	
11	BB DROP	27	27	27	

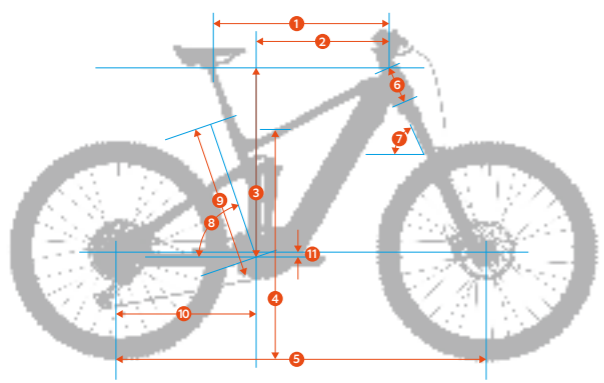
CT/TR 2.SERIES - LOW STEP		FRAME SIZE	S	M	L
		RIDER HEIGHT	160-175CM	170-185CM	180-195CM
1	TOP TUBE LENGTH	590	590	610	
2	FRAME REACH	388	388	407	
3	STACK	659	659	661	
4	STAND OVER HEIGHT	408	408	408	
5	WHEEL BASE	1144	1144	1158	
6	HEAD TUBE LENGTH	190	190	190	
7	HEAD TUBE ANGLE	69°	69°	69.5°	
8	SEAT TUBE ANGLE	73°	73°	73°	
9	SEAT TUBE LENGTH	450	500	550	
10	CHAINSTAY LENGTH	485	485	485	
11	BB DROP	65	65	65	

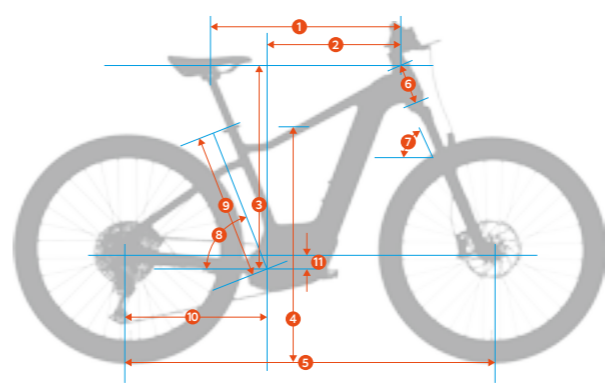
TCA		FRAME SIZE	S	M	L
		RIDER HEIGHT	165-176CM	175-186CM	185-196CM
1	TOP TUBE LENGTH	590	623	645	
2	FRAME REACH	465	495	515	
3	STACK	615	623	632	
4	STAND OVER HEIGHT	799	803	821	
5	WHEEL BASE	1233	1267	1292	
6	HEAD TUBE LENGTH	110	120	130	
7	HEAD TUBE ANGLE	65°	65°	65°	
8	SEAT TUBE ANGLE	78°	78°	78°	
9	SEAT TUBE LENGTH	415	430	460	
10	CHAINSTAY LENGTH	447	447	447	
11	BB DROP	32	32	32	

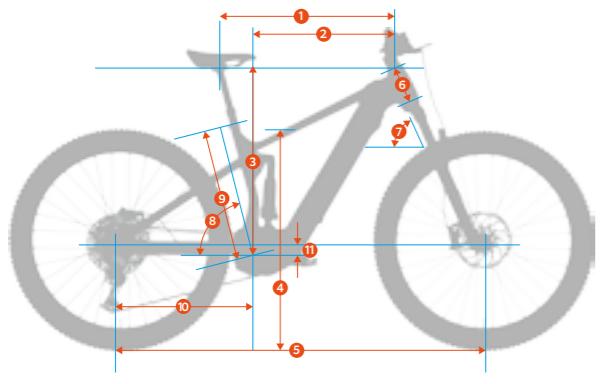
CT LE / TR LE		FRAME SIZE	M	L
		RIDER HEIGHT	174-185CM	183-195CM
1	TOP TUBE LENGTH	590	610	
2	FRAME REACH	388	407	
3	STACK	659	661	
4	STAND OVER HEIGHT	631	631	
5	WHEEL BASE	1144	1158	
6	HEAD TUBE LENGTH	190	190	
7	HEAD TUBE ANGLE	69°	69.5°	
8	SEAT TUBE ANGLE	73°	73°	
9	SEAT TUBE LENGTH	500	550	
10	CHAINSTAY LENGTH	485	485	
11	BB DROP	65	65	

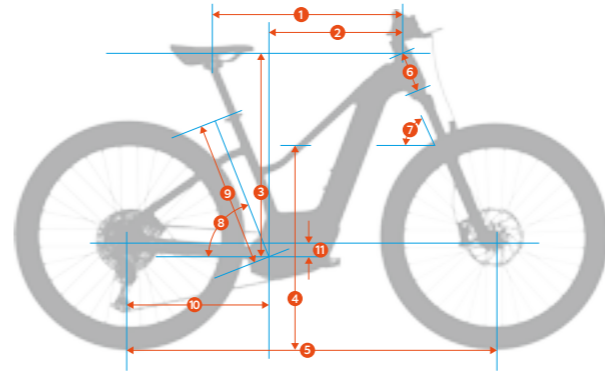
TRS 160 LR AND TRS 160 1.3 MODELS		FRAME SIZE	S	M	L	XL
		RIDER HEIGHT	150-165CM	165-175CM	174-187CM	185-195CM
1	TOP TUBE LENGTH	561	591	612	633	
2	FRAME REACH	420	450	470	490	
3	STACK	637	637	642	646	
4	STAND OVER HEIGHT	733.2	731.8	736.6	739.8	
5	WHEEL BASE	1218	1248	1270	1293	
6	HEAD TUBE LENGTH	120	120	125	130	
7	HEAD TUBE ANGLE	65°	65°	65°	65°	
8	SEAT TUBE ANGLE	77.5°	77.5°	77.5°	77.5°	
9	SEAT TUBE LENGTH	400	425	445	465	
10	CHAINSTAY LENGTH	465	465	465	465	
11	BB DROP	25	25	25	25	
12	FORK	576	576	576	576	

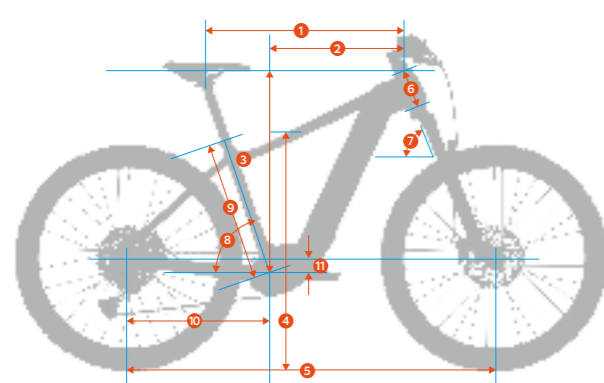
BIKES GEOMETRY

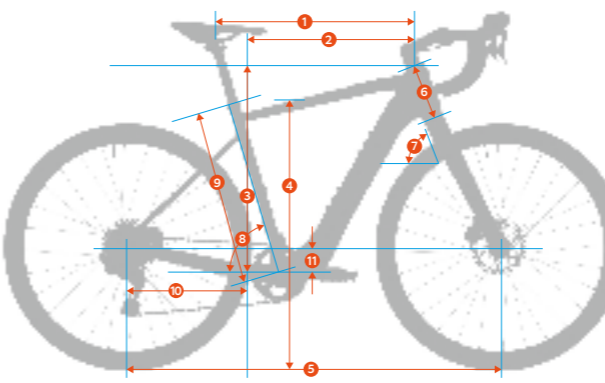
TRS 160 LE, TRS 160 1.1, TRS 150 URBAN 1.1 & TRS URBAN 1.3 MODELS		FRAME SIZE		
		S	M	L
		RIDER HEIGHT		
		165-175CM	174-187CM	185-195CM
1	TOP TUBE LENGTH	599	621	657.5
2	FRAME REACH	420	440	475
3	STACK	612	613	612
4	STAND OVER HEIGHT	836	841	844
5	WHEEL BASE	1218	1240	1278
6	HEAD TUBE LENGTH	120	125	130
7	HEAD TUBE ANGLE	65°	65°	65°
8	SEAT TUBE ANGLE	70°	70°	70°
9	SEAT TUBE LENGTH	425	460	490
10	CHAINSTAY LENGTH	465	465	465
11	BB DROP	15	15	15

TRX-B AND TRX-B URBAN MODELS		FRAME SIZE		
		S	M	L
		RIDER HEIGHT		
		163-176CM	174-188CM	185-197CM
1	TOP TUBE LENGTH	616	630	650
2	FRAME REACH	422	428	449
3	STACK	539	539	539
4	STAND OVER HEIGHT	705	739	759
5	WHEEL BASE	1166	1174	1194
6	HEAD TUBE LENGTH	130	130	130
7	HEAD TUBE ANGLE	68°	68°	68°
8	SEAT TUBE ANGLE	74°	73°	73°
9	SEAT TUBE LENGTH	425	460	490
10	CHAINSTAY LENGTH	460	460	460
11	BB DROP	70	55	55

TRS 130 AND TRS 130 URBAN MODELS		FRAME SIZE			
		S	M	L	XL
		RIDER HEIGHT			
		150-165CM	165-175CM	174-187CM	185-190CM
1	TOP TUBE LENGTH	574	587	607	617
2	FRAME REACH	410	435	455	465
3	STACK	635	635	635	635
4	STAND OVER HEIGHT	741	724	723	725
5	WHEEL BASE	1193	1206	1226	1236
6	HEAD TUBE LENGTH	120	120	125	130
7	HEAD TUBE ANGLE	67°	67°	67°	67°
8	SEAT TUBE ANGLE	76.5°	76.5°	76.5°	76.5°
9	SEAT TUBE LENGTH	400	425	445	465
10	CHAINSTAY LENGTH	465	465	465	465
11	BB DROP	25	25	25	25
12	FORK	533	533	533	533

TRX-B AND TRX-B URBAN ST MODELS		FRAME SIZE		
		S	M	L
		RIDER HEIGHT		
		163-176CM	174-188CM	185-197CM
1	TOP TUBE LENGTH	616	630	650
2	FRAME REACH	425	430	448
3	STACK	519	519	519
4	STAND OVER HEIGHT	625	632	633
5	WHEEL BASE	1166	1167	1188
6	HEAD TUBE LENGTH	140	140	150
7	HEAD TUBE ANGLE	68°	68°	68°
8	SEAT TUBE ANGLE	74°	73°	73°
9	SEAT TUBE LENGTH	425	460	490
10	CHAINSTAY LENGTH	460	460	460
11	BB DROP	70	55	55

TRX AND TRX URBAN MODELS		FRAME SIZE		
		S	M	L
		RIDER HEIGHT		
		163-176CM	174-188CM	185-197CM
1	TOP TUBE LENGTH	627	644	670
2	FRAME REACH	420	435	460
3	STACK	639	644	648
4	STAND OVER HEIGHT	813	828	835
5	WHEEL BASE	1164	1180	1207
6	HEAD TUBE LENGTH	120	125	130
7	HEAD TUBE ANGLE	68.5°	68.5°	68.5°
8	SEAT TUBE ANGLE	72°	72°	72°
9	SEAT TUBE LENGTH	425	460	490
10	CHAINSTAY LENGTH	460	460	460
11	BB DROP	50.7	50.7	50.7

JGR / JTR		FRAME SIZE			
		XS	S	M	L
		RIDER HEIGHT			
		155-165CM	163-175CM	174-185CM	184-195CM
1	TOP TUBE LENGTH	525	540	555	570
2	FRAME REACH	374	384	395	406
3	STACK	563	579	595	612
4	STAND OVER HEIGHT	748	767	785	804
5	WHEEL BASE	1037	1048	1060	1071
6	HEAD TUBE LENGTH	145	160	175	190
7	HEAD TUBE ANGLE	69.5	70	70.5	71
8	SEAT TUBE ANGLE	75	75	75	75
9	SEAT TUBE LENGTH	455	490	510	530
10	CHAINSTAY LENGTH	431	431	431	431
11	BB DROP	70	70	70	70



## BESV PROMOTIONAL MATERIALS

In our lineup, you'll discover apparel and displays (amongst other promotional items) to grab the attention of your customers. Our promotional items are designed to showcase the BESV brand while boosting your store's appeal. Our merchandise items can make you represent the BESV brand in- and outside your store.



## POLO

EAN Code	Product ID
9508963875389	BESV Polo size S
9507984467238	BESV Polo size M
9503168388566	BESV Polo size L
9505278514545	BESV Polo size XL
9508837472461	BESV Polo size XXL (2XL)
9502784186945	BESV Polo size XXXL (3XL)



## HOODIE

EAN Code	Product ID
9502975582877	BESV Hoodie size S
9505493417355	BESV Hoodie size M
9504395768190	BESV Hoodie size L
9507879913864	BESV Hoodie size XL
9508335667161	BESV Hoodie size XXL (2XL)



## MUG

EAN Code	Product ID
9509834781839	Coffee mug



## CAP

EAN Code	Product ID
9505219984611	BESV Cap - 2023



## JACKET

EAN Code	Product ID
9502194148168	BESV vest size S
7318573448246	BESV vest size M
9506192782270	BESV vest size L
9509279547151	BESV vest size XL
9505219984611	BESV vest size XXL (2XL)
9509834781839	BESV vest size XXXL (3XL)



## LONG FLEECE

EAN Code	Product ID
9509536893175	BESV long fleece Size S
9508816267446	BESV long fleece Size M
9501936638868	BESV long fleece Size M
9507143432299	BESV long fleece Size L
9508683769814	BESV long fleece Size XXL



## FLAG 3m

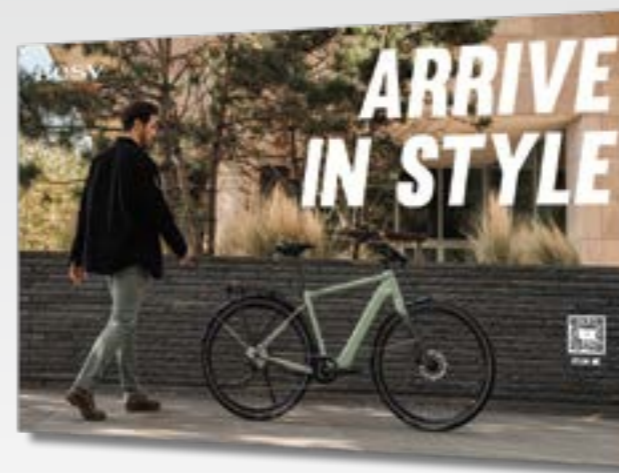
EAN Code	Product ID
9503844835322	Beach flag 3 meter (ground pin)
9501637535862	Beach flag 3 meter (base plate)





## TEXTILE FRAME PRINT 80X200CM

EAN Code	Product ID
9505365739882	Textile frame (80x200cm)
9501338174896	Textile frame print – CY23 - City (80x200cm)
9507229918617	Textile frame print – CY23 - Trekking (80x200cm)
9502166988969	Textile frame print – CY23 - eMTB (80x200cm)
950544222320	Textile frame print – CY23 - Urban (80x200cm)
9506616837739	Textile frame print – CY23 – Gravel (80x200cm)



## TEXTILE FRAME PRINT 200X125CM

EAN Code	Product ID
9503832782881	Textile frame (200x125cm)
9504545244963	Textile frame print – CY23 - City (200x125cm)
9506419639578	Textile frame print – CY23 - Trekking (200x125cm)
9502418423774	Textile frame print – CY23 - eMTB (200x125cm)
9501825946760	Textile frame print – CY23 - Urban (200x125cm)
9507657979693	Textile frame print – CY23 – Gravel (200x125cm)

## D I S T R I B U T O R S

### **ACTION SPORTS SRL** – BELGIUM & LUXEMBURG

Avenue Peltzer 64/1 | 4800 Verviers | Belgium  
info@actionsports.be  
Service Phone: +32 87 89 97 70

### **GROFA® ACTION SPORTS GMBH** – GERMANY & AUSTRIA

Otto-Hahn-Straße 17 | D-65520 Bad Camberg | Germany  
info@grofa.com  
Service Phone: +49 6434 2008 200

### **ORIGOS** – SLOVAKIA

Kasárenská 2050 | 911 05 Trenčín | Slovakia  
info@origos.eu  
Service Phone: +421 32 202 3680

### **THE DUTCH BIKE COMPANY** – THE NETHERLANDS

Florijnweg 23e | 6883 JN Velp | The Netherlands  
info@dutchbikecompany.nl  
Service Phone: +31 26 303 3820

### **WITT A/S** – DENMARK, FINLAND & SWEDEN

Gødstrup Søvej 9 | 7400 Herning | Danmark  
info@witt.dk  
Service Phone: +45 70 25 23 23

### **G.R. BIKE** – ITALY

Via Lussemburgo 2 | Camin Industrial Zone 35127 Padova (PD) | Italy  
info@grbike.com  
Service Phone: +39 049 8700279 / 8700319

### **SPORTPULSION** – FRANCE

94 Voie Jean Mermoz | 73800 Porte-De-Savoie | France  
info@sportpulsion.com  
Service Phone: +33 4 50 46 50 50

### **BIKEMOTIV S.L.** – SPAIN, PORTUGAL & ANDORRA

Calle Miño 14 | 28864 - Ajalvir (Madrid) | Spain  
informacion@bikemotiv.com  
Service Phone: +34 918 843 846

### **VELO D.O.O.** – SLOVENIA

Dunajska 421 | 1231 Ljubljana | Slovenia  
info@velo.si  
Service Phone: +386 1 519 50 30

**ALL SPECIFICATIONS SUBJECT TO CHANGE WITHOUT NOTICE.**  
For the most current specifications, geometry and bike images please visit  
the BESV website: [www.besv.eu](http://www.besv.eu)



PRESENTED BY

**BESV**  
Premium e-bikes

**DARFON EUROPE BV**

Habraken 2145A | 5507 TE, Veldhoven | The Netherlands  
info@besv.eu

Service Phone: +31 (0) 4030 31600

