

COMPLETE BIKES

PREVIEW 2023



B BOMBTRACK
BICYCLE COMPANY

C WWW.BOMBTRACK.COM
MAIL@BOMBTRACK.COM

BOMBTRACK

© Confidential, this document contains strictly confidential material.
All information in this document may not be shared with the general public.

COMPLETE BIKES

PREVIEW 2023



INTRODUCTION



Welcome to the Bombtrack 2023 range! As the world turns, the industry moves in ways unexpected, but hopefully this isn't the 'new-normal'. With this in mind we've got some new models to share that open up new and exciting places for discovery, as well as some re-energized classics.

Our genre defining Beyond range of continent-crossing dirt road tourers has expanded to meet the new age of discovery with the Beyond TI frameset including the all new Seido MGV fork. With the supple nature of titanium, the vibration damping of carbon fiber, and with all the fittings for a world of discovery, it's a bike to meet the needs of everyday riding without compromising on its ability for long distance adventures.

The latest iteration of our ever-popular Hook EXT C is based on a redesigned and proprietary frame. We've gone to town on this model to make it the best yet and it will feature the MGV fork, as the rest of the EXTs. Our newly designed Seido MGV fork features internal dynamo and braking options, lowrider rack mounts and triple cargo bosses, massive tire clearance and all the rugged suitability that you'd expect from an all-terrain carbon fork. This fork is part of a components line-up provided by our newly launched after market component brand Seido.

To expand the Cale range into new territories we've created the Fat Cale, with its ability to fit 26" x 4.8" tires. Sporting a rugged aluminium frame and fork, it's designed for where the trail ends and you just want to keep on exploring. From snow to sand, sheep-tracks to no-tracks. The Cale range also sees a full Shimano XT 12 speed option, including their four

piston brakes for ultimate stopping power, as well as a robust Shimano Deore 12 speed version of the Cale AL.

We've broadened the Audax range to include a more tarmac biased model with the Audax AL Road. Featuring Seido Sinus 700C rims and a reliable Shimano Tiagra 2 x 10 groupset it'll roll fast, while still being a capable 'Road Less Travelled' machine.

And finally, two new models with electric assisted motors: The Beyond E is an electric version of our trusted Beyond bike. With an aluminium frame, Shimano EP8 mid-engine, semi-integrated downtube battery, Shimano GRX 810 groupset, our MGV carbon fork and a dropper post, this is truly a machine to take your adventures further.

The Cale E is also an electric assisted bike, but with an integrated downtube battery. A Shimano EP8 mid-engine and aluminium frame blended with Shimano SLX and Deore XT parts, it will be our first bike with a mullet setup. Running a 29" x 2.4" tire up front and a 27.5" x 2.6" tire at the rear, it combines superb rollover characteristics with playful manners.

We hope you enjoy this first glimpse of our 2023 range. See you out there sometime soon!

COMPLETE BIKES

PREVIEW 2023





10	ARISE	32	BEYOND 1
12	ARISE GEARED	34	BEYOND 2
14	ARISE SG APEX	36	BEYOND SUS
16	ARISE TOUR	38	BEYOND AL SORA
		40	BEYOND AL APEX
20	HOOK	42	BEYOND TI
22	HOOK EXT	44	BEYOND E
24	HOOK EXT RIVAL AXS	46	BEYOND+
26	HOOK EXT C		
28	HOOK EXT TI	50	CALE AL DEORE
		52	CALE AL SX EAGLE
		54	CALE DEORE XT
		56	CALE GX EAGLE
		58	CALE E
		60	FAT CALE





COMPLETE BIKES

CONTENT

64	TENSION
66	TENSION C
70	AUDAX AL
72	AUDAX AL ROAD
74	AUDAX
78	MUNROE AL
80	MUNROE SG
82	MUNROE LOOP
84	MUNROE CARGO





ARISE RANGE

- 10 ARISE
- 12 ARISE GEARED
- 14 ARISE SG APEX
- 16 ARISE TOUR


ARISE

● METALLIC BLACK



HIGHLIGHTS

- Double butted crmo frame and fork with internal light cable routing.
- Size XS and S will come with 650B wheels to ensure proper fit without any compromises in geometry.
- Jagwire KEB-SL compressionless cable housing.
- 11 speed ready with derailleur hanger, cable guides and 11-speed freewheel hub body.
- Narrow wide chainring for simple 1× conversion.
- WTB ST tubeless ready rims.



XS - S 650B • M - XL 700C

BIKES IN MOCKUPS SHOWN IN SIZE M

SPECIFICATION

Frame	4130 double butted crmo, TA sliding dropouts
Fork	4130 crmo, internal hub dynamo cable routing
Handelbar	Seido CX-10 drop bar, 31.8 mm, 10° flare
Grips	Bombtrack Control bar tape
Levers	Tektro RL-340 brake levers
Shifter	_____
Brakes	Tektro Mira post mount mechanic disc brakes
Crankset	Bombtrack TAF19 aluminium crank, 24 mm spindle
Pedals	Wellgo B109N flat pedal
Cassette	16 T heat treated crmo, 1/2" × 3/32"
Front Derailleur	_____
Rear Derailleur	_____
Front Hub	Seido Arc sealed hub, 6-bolt disc
Rear Hub	Seido Arc sealed hub, 11-speed, 6-bolt disc

Through Axle	12 × 100 mm / 12 × 142 mm
Front Rim	WTB ST i19 double wall, TCS 2.0, 32h
Rear Rim	WTB ST i19 double wall, TCS 2.0, 32h
Saddle	Seido Origin saddle
Seat Post	Seido Beech 27.2 mm x 350 mm
Front Tire	XS - S 650B Vee Tire Speedster 38-584 / M - XL 700C Vee Tire Speedster 40-622
Rear Tire	XS - S 650B Vee Tire Speedster 38-584 / M - XL 700C Vee Tire Speedster 40-622
Fender	_____
Rack	_____
Kickstand	_____
Light	_____
Weight	11.4 kg (size M)

GEOMETRY

Bike Size	XS	S	M	L	XL
Wheel Size	650B	650B	700C	700C	700C
Seat Tube Length	460	490	520	550	580
Seat Angle	73.5°	73.5°	73°	73°	73°
Head Angle	70°	70.5°	70.5°	71°	71°
BB Drop	55	55	70	70	70
Chainstay Length	420	420	435	435	435
Wheelbase Length	995	1016	1045	1065	1090
Reach	351	370	379	394	409
Stack	508	538	572	602	631
Handlebar Width	420	420	440	440	440

Our bike size recommendation generally represents a rough guideline for quickly narrowing down the sizes from which to choose based on the body height. Bike fitting is a complex topic and other measurements and factors have to be accounted for as well. Since no two human bodys are exactly the same it is not possible to give a 100% correct advice for everyone. Therefore Bombtrack cannot guarantee for the stated recommendations to be correct for every individual customer. The best way to work out the correct size is to consult a local Bombtrack dealer or a professional bike fitter and have them determine the needed size


ARISE GEARED

● METALLIC BLACK

● MATT PETROL BLUE

HIGHLIGHTS

- Double butted crmo frame and fork with internal light cable routing.
- Size XS and S will come with 650B wheels to ensure proper fit without any compromises in geometry.
- Crmo fork with internal light cable routing.
- Microshift Advent clutched rear derailleur with wide range 9-speed 11 – 46 T cassette.
- Seido Deck front rack included.
- WTB ST tubeless ready rims.



SPECIFICATION

Frame	4130 double butted crmo, TA sliding dropouts
Fork	4130 crmo, internal hub dynamo cable routing
Handelbar	Seido CX-10 drop bar, 31.8 mm, 10° flare
Grips	Bombtrack Scroll grips
Levers	Shimano BL-M200 hydraulic brake levers
Shifter	Microshift Advent SL-M8195-R shifter 1 × 9
Brakes	Shimano BR-MT200 post mount hydraulic disc brake
Crankset	Bombtrack TAF19 aluminium crank, 24 mm spindle
Pedals	Wellgo B109N flat pedal
Cassette	Microshift Advent CS-H093 9-speed, 11 - 46 T
Front Derailleur	
Rear Derailleur	Microshift Advent RD-M6195M wide range, clutch
Front Hub	Seido Arc sealed hub, 6-bolt disc
Rear Hub	Seido Arc sealed hub, 11-speed, 6-bolt disc

Through Axle	12 × 100 mm / 12 × 142 mm
Front Rim	WTB ST i19 double wall, TCS 2.0, 32h
Rear Rim	WTB ST i19 double wall, TCS 2.0, 32h
Saddle	Seido Origin saddle
Seat Post	Seido Beech 27.2 mm x 350 mm
Front Tire	XS - S 650B Vee Tire Speedster 38-584 / M - XL 700C Vee Tire Speedster 40-622
Rear Tire	XS - S 650B Vee Tire Speedster 38-584 / M - XL 700C Vee Tire Speedster 40-622
Fender	
Rack	Bombtrack Deck frontrack, aluminium
Kickstand	
Light	
Weight	12.6 kg (size M)

GEOMETRY

Bike Size	XS	S	M	L	XL
Wheel Size	650B	650B	700C	700C	700C
Seat Tube Length	460	490	520	550	580
Seat Angle	73.5°	73.5°	73°	73°	73°
Head Angle	70°	70.5°	70.5°	71°	71°
BB Drop	55	55	70	70	70
Chainstay Length	420	420	435	435	435
Wheelbase Length	995	1016	1045	1065	1090
Reach	351	370	379	394	409
Stack	508	538	572	602	631
Handlebar Width	720	720	720	720	720

Our bike size recommendation generally represents a rough guideline for quickly narrowing down the sizes from which to choose based on the body height. Bike fitting is a complex topic and other measurements and factors have to be accounted for as well. Since no two human bodys are exactly the same it is not possible to give a 100% correct advice for everyone. Therefore Bombtrack cannot guarantee for the stated recommendations to be correct for every individual customer. The best way to work out the correct size is to consult a local Bombtrack dealer or a professional bike fitter and have them determine the needed size



ARISE SG APEX

● METALLIC BLACK

● METALLIC GREY BLUE

HIGHLIGHTS

- Double butted crmo frame and fork with internal light cable routing.
- Size XS and S will come with 650B wheels to ensure proper fit without any compromises in geometry.
- Jagwire KEB-SL compressionless cable housing.
- Sram Apex 1 × 11 dropbar dual control levers.
- Sram Apex clutched rear derailleur with wide range 11-speed 11 – 42 T cassette.
- WTB ST tubeless ready rims.



XS - S 650B • M - XL 700C

BIKES IN MOCKUPS SHOWN IN SIZE M

SPECIFICATION

Frame	4130 double butted crmo, TA sliding dropouts
Fork	4130 crmo, internal hub dynamo cable routing
Handelbar	Seido CX-10 drop bar, 31.8 mm, 10° flare
Grips	Seido Alt bar tape
Levers	Sram Apex double tap mechanic
Shifter	Sram Apex double tap 1 × 11
Brakes	Tektro Mira post mount mechanic disc brakes
Crankset	Bombtrack TAF19 aluminium crank, 24 mm spindle
Pedals	
Cassette	Sram PG-1130 11-speed, 11 - 42 T
Front Derailleur	
Rear Derailleur	Sram Apex 1, clutch, long cage
Front Hub	Seido Arc sealed hub, 6-bolt disc
Rear Hub	Seido Arc sealed hub, 11-speed, 6-bolt disc

Through Axle	12 × 100 mm / 12 × 142 mm
Front Rim	WTB ST i19 double wall, TCS 2.0, 32h
Rear Rim	WTB ST i19 double wall, TCS 2.0, 32h
Saddle	Seido Origin saddle
Seat Post	Seido Beech 27.2 mm × 350 mm
Front Tire	XS - S 650B Vee Tire Speedster 38-584 / M - XL 700C Vee Tire Speedster 40-622
Rear Tire	XS - S 650B Vee Tire Speedster 38-584 / M - XL 700C Vee Tire Speedster 40-622
Fender	
Rack	
Kickstand	
Light	
Weight	tba (size M)

GEOMETRY

Bike Size	XS	S	M	L	XL
Wheel Size	650B	650B	700C	700C	700C
Seat Tube Length	460	490	520	550	580
Seat Angle	73.5°	73.5°	73°	73°	73°
Head Angle	70°	70.5°	70.5°	71°	71°
BB Drop	55	55	70	70	70
Chainstay Length	420	420	435	435	435
Wheelbase Length	995	1016	1045	1065	1090
Reach	351	370	379	394	409
Stack	508	538	572	602	631
Handlebar Width	420	420	440	440	440

Our bike size recommendation generally represents a rough guideline for quickly narrowing down the sizes from which to choose based on the body height. Bike fitting is a complex topic and other measurements and factors have to be accounted for as well. Since no two human bodys are exactly the same it is not possible to give a 100% correct advice for everyone. Therefore Bombtrack cannot guarantee for the stated recommendations to be correct for every individual customer. The best way to work out the correct size is to consult a local Bombtrack dealer or a professional bike fitter and have them determine the needed size


ARISE TOUR

METALLIC GREEN



HIGHLIGHTS

- Double butted crmo frame and fork with internal light cable routing.
- Size XS and S will come with 650B wheels to ensure proper fit without any compromises in geometry.
- Through axle KT hub dynamo with Supernova lights.
- Front and rear aluminium fenders, Tubus crmo racks.
- 2x drivetrain with 11 – 42 T cassette allows the widest possible 2x gear range (585%).
- WTB ST tubeless ready rims.



XS - S 650B • M - XL 700C

BIKES IN MOCKUPS SHOWN IN SIZE M

SPECIFICATION

Frame	4130 double butted crmo, TA sliding dropouts
Fork	4130 crmo, internal hub dynamo cable routing
Handelbar	Seido CX-10 drop bar, 31.8 mm, 10° flare
Grips	Seido Tab bar tape
Levers	Tektro RL-340 brake levers
Shifter	Microshift BS-M10 bar end shifter 2 × 10
Brakes	TRP Spyre C post mount mechanic disc brakes
Crankset	Shimano GRX FC-RX600-10, 24 mm spindle
Pedals	_____
Cassette	Microshift CS-H103 10-speed, 11 - 42 T
Front Derailleur	Microshift FD-R552-B
Rear Derailleur	Microshift RD-M62L, long cage
Front Hub	KT dynamo hub, 6-bolt disc
Rear Hub	Seido Arc sealed hub, 11-speed, 6-bolt disc

Through Axle	12 × 100 mm / 12 × 142 mm
Front Rim	WTB ST i19 double wall, TCS 2.0, 32h
Rear Rim	WTB ST i19 double wall, TCS 2.0, 32h
Saddle	Seido Origin saddle
Seat Post	Seido Beech 27.2 mm × 350 mm
Front Tire	XS - S 650B Seido Spade 40-584 / M - XL 700C Seido Spade 40-622, tubeless ready
Rear Tire	XS - S 650B Seido Spade 40-584 / M - XL 700C Seido Spade 40-622, tubeless ready
Fender	Bombtrack Ward aluminium fenders, 50 mm
Rack	Tubus Tara front, Logo Evo rear
Kickstand	_____
Light	Supernova E3 Pure 3 front, E3 Tail Light 2 rear
Weight	14.7 kg (size M)

GEOMETRY

Bike Size	XS	S	M	L	XL
Wheel Size	650B	650B	700C	700C	700C
Seat Tube Length	460	490	520	550	580
Seat Angle	73.5°	73.5°	73°	73°	73°
Head Angle	70°	70.5°	70.5°	71°	71°
BB Drop	55	55	70	70	70
Chainstay Length	420	420	435	435	435
Wheelbase Length	995	1016	1045	1065	1090
Reach	351	370	379	394	409
Stack	508	538	572	602	631
Handlebar Width	420	420	440	440	440

Our bike size recommendation generally represents a rough guideline for quickly narrowing down the sizes from which to choose based on the body height. Bike fitting is a complex topic and other measurements and factors have to be accounted for as well. Since no two human bodys are exactly the same it is not possible to give a 100% correct advice for everyone. Therefore Bombtrack cannot guarantee for the stated recommendations to be correct for every individual customer. The best way to work out the correct size is to consult a local Bombtrack dealer or a professional bike fitter and have them determine the needed size



HOOK RANGE

20	HOOK
22	HOOK EXT
24	HOOK EXT RIVAL AXS
26	HOOK EXT C
28	HOOK EXT TI

HOOK



● METALLIC BLACK

● METALLIC RED

HIGHLIGHTS

- Columbus Cromor double butted frame with tapered headtube and T47 bottom bracket.
- Size XS and S will come with 650B wheels to ensure proper fit without any compromises in geometry.
- Seido RGT full carbon fork with triple cage mounts and internal hub dynamo cable routing.
- Hydraulic Shimano GRX 400 2 x 10 groupset.
- Seido Spade tubeless ready folding tires.
- WTB ST tubeless ready rims.



XS - S 650B • M - XL 700C

BIKES IN MOCKUPS SHOWN IN SIZE M

SPECIFICATION

Frame	Columbus Cromor double butted, T47 BB shell
Fork	Seido RGT full carbon, internal hub dynamo cable routing
Handelbar	Seido CX-10 drop bar, 31.8 mm, 10° flare
Grips	Seido Alt bar tape
Levers	Shimano GRX ST-RX400 STI Hydraulic
Shifter	Shimano GRX ST-RX400 STI 2 × 10
Brakes	Shimano GRX BR-RX400 hydraulic disc brakes
Crankset	Shimano GRX FC-RX600-10, 24 mm spindle
Pedals	
Cassette	Shimano CS-HG50 10-speed, 11 - 36 T
Front Derailleur	Shimano GRX FD-RX400-F
Rear Derailleur	Shimano GRX RD-RX400, clutch
Front Hub	Seido Tau sealed hub, 6-bolt disc
Rear Hub	Seido Tau sealed hub, 11-speed, 6-bolt disc



Through Axle	12 × 100 mm / 12 × 142 mm
Front Rim	WTB ST i19 double wall, TCS 2.0, 32h
Rear Rim	WTB ST i19 double wall, TCS 2.0, 32h
Saddle	Seido Comp saddle
Seat Post	Seido Beech 27.2 mm × 350 mm
Front Tire	XS - S 650B Seido Spade 40-584 / M - XL 700C Seido Spade 40-622, tubeless ready
Rear Tire	XS - S 650B Seido Spade 40-584 / M - XL 700C Seido Spade 40-622, tubeless ready
Fender	
Rack	
Kickstand	
Light	
Weight	11.0 kg (size M)

GEOMETRY

Bike Size	XS	S	M	L	XL
Wheel Size	650B	650B	700C	700C	700C
Seat Tube Length	460	490	525	545	565
Seat Angle	74.0°	74.0°	74.0°	73.5°	73.5°
Head Angle	71.0°	71.5°	72.0°	72.0°	72.0°
BB Drop	57	57	67	67	67
Chainstay Length	410	410	425	425	425
Wheelbase Length	975	985	1010	1027	1045
Reach	358	369	378	389	400
Stack	523	534	565	584	603
Handlebar Width	400	400	420	440	440

Our bike size recommendation generally represents a rough guideline for quickly narrowing down the sizes from which to choose based on the body height. Bike fitting is a complex topic and other measurements and factors have to be accounted for as well. Since no two human bodys are exactly the same it is not possible to give a 100% correct advice for everyone. Therefore Bombtrack cannot guarantee for the stated recommendations to be correct for every individual customer. The best way to work out the correct size is to consult a local Bombtrack dealer or a professional bike fitter and have them determine the needed size

HOOK EXT



● MATT BLACK

● MATT TEAL

HIGHLIGHTS

- Columbus Cromor double butted frame with tapered headtube and T47 bottom bracket.
- Seido MG carbon fork with triple cage mounts, lowrider rack mounts and internal hub dynamo cable routing.
- Hydraulic Sram Rival 1 × 11 groupset and brakes.
- Bombtrack Lier crank with 40 T direct mount chainring.
- KMC X11 EPT Anti Rust Chain.
- WTB tubeless ready tires and rims.



27.5" • 700C

BIKES IN MOCKUPS SHOWN IN SIZE M

SPECIFICATION

Frame	Columbus Cromor double butted, T47 BB shell
Fork	Seido MGV full carbon, lowrider rack compatible
Handelbar	Seido Tackle drop bar, 31.8 mm, 16° flare
Grips	Seido Tab bar tape
Levers	Sram Rival 1 double tap hydraulic
Shifter	Sram Rival 1 double tap 1 × 11
Brakes	Sram Rival flat mount hydraulic disc brakes
Crankset	Bombtrack Lyer, direct mount interface
Pedals	
Cassette	Sram PG-1130 11-speed, 11 - 42 T
Front Derailleur	
Rear Derailleur	Sram Rival 1, clutch, long cage
Front Hub	Seido Tau sealed hub, 6-bolt disc
Rear Hub	Seido Tau sealed hub, 11-speed, 6-bolt disc

Through Axle	12 × 100 mm / 12 × 142 mm
Front Rim	WTB ST Light i25 double wall, TCS 2.0, 32h
Rear Rim	WTB ST Light i23 double wall, TCS 2.0, 32h
Saddle	Seido Comp saddle
Seat Post	Seido Yew aluminium seatpost, 27.2 mm × 350 mm
Front Tire	WTB Ranger TCS Light / Fast Rolling 27.5" × 2.0", tubeless ready
Rear Tire	WTB Ranger TCS Light / Fast Rolling 27.5" × 2.0", tubeless ready
Fender	
Rack	
Kickstand	
Light	
Weight	11.2 kg (size M)

GEOMETRY

Bike Size	XS	S	M	L	XL
Wheel Size	27.5"	27.5"	27.5"	27.5"	27.5"
Seat Tube Length	460	500	530	570	600
Seat Angle	74.5°	74.5°	74.0°	74.0°	73.5°
Head Angle	70.5°	70.5°	70.5°	70.5°	70.5°
BB Drop	72	72	72	72	72
Chainstay Length	425	425	429	434	439
Wheelbase Length	1015	1035	1060	1080	1105
Reach	368	381	396	404	417
Stack	558	577	595	614	633
Handlebar Width	420	420	420	440	440

Our bike size recommendation generally represents a rough guideline for quickly narrowing down the sizes from which to choose based on the body height. Bike fitting is a complex topic and other measurements and factors have to be accounted for as well. Since no two human bodys are exactly the same it is not possible to give a 100% correct advice for everyone. Therefore Bombtrack cannot guarantee for the stated recommendations to be correct for every individual customer. The best way to work out the correct size is to consult a local Bombtrack dealer or a professional bike fitter and have them determine the needed size


HOOK EXT RIVAL AXS

● MATT CHARCOAL GREY



HIGHLIGHTS

- Columbus Cromor double butted frame with tapered headtube and T47 bottom bracket.
- Seido MGX full carbon fork with triple cage mounts, lowrider rack mounts and internal hub dynamo cable routing.
- New electronic Sram Rival AXS 1 × 12 groupset and hydraulic brakes.
- Sram Rival Wide crankset with 38 T direct mount chainring.
- Seido Spade tubeless ready folding tires.
- WTB ST tubeless ready rims.



27.5" • 700C

BIKES IN MOCKUPS SHOWN IN SIZE M

SPECIFICATION

Frame	Columbus Cromor double butted, T47 BB shell
Fork	Seido MGV full carbon, lowrider rack compatible
Handelbar	Seido Tackle drop bar, 31.8 mm, 16° flare
Grips	Seido Tab bar tape
Levers	Sram Rival eTap AXS double tap hydraulic
Shifter	Sram Rival eTap AXS double tap 1 × 12
Brakes	Sram Rival flat mount hydraulic disc brakes
Crankset	Sram Rival Wide, DUB spindle
Pedals	
Cassette	Sram XPLR XG-1251 12-speed, 10 - 44 T
Front Derailleur	Sram Rival XPLR eTap AXS, clutch, medium cage
Rear Derailleur	Sram Rival XPLR eTap AXS, clutch, medium cage
Front Hub	Seido Tau sealed hub, 6-bolt disc
Rear Hub	Seido Tau sealed hub, XD driver, 6-bolt disc

Through Axle	12 × 100 mm / 12 × 142 mm
Front Rim	WTB ST Light i25 double wall, TCS 2.0, 32h
Rear Rim	WTB ST Light i23 double wall, TCS 2.0, 32h
Saddle	Seido Comp saddle
Seat Post	Seido Yew aluminium seatpost, 27.2 mm × 350 mm
Front Tire	Seido Spade 47-584", 120 TPI, tubeless ready
Rear Tire	Seido Spade 47-584", 120 TPI, tubeless ready
Fender	
Rack	
Kickstand	
Light	
Weight	tba (size M)

GEOMETRY

Bike Size	XS	S	M	L	XL
Wheel Size	27.5"	27.5"	27.5"	27.5"	27.5"
Seat Tube Length	460	500	530	570	600
Seat Angle	74.5°	74.5°	74.0°	74.0°	73.5°
Head Angle	70.5°	70.5°	70.5°	70.5°	70.5°
BB Drop	72	72	72	72	72
Chainstay Length	425	425	429	434	439
Wheelbase Length	1015	1035	1060	1080	1105
Reach	368	381	396	404	417
Stack	558	577	595	614	633
Handlebar Width	420	420	420	440	440

Our bike size recommendation generally represents a rough guideline for quickly narrowing down the sizes from which to choose based on the body height. Bike fitting is a complex topic and other measurements and factors have to be accounted for as well. Since no two human bodys are exactly the same it is not possible to give a 100% correct advice for everyone. Therefore Bombtrack cannot guarantee for the stated recommendations to be correct for every individual customer. The best way to work out the correct size is to consult a local Bombtrack dealer or a professional bike fitter and have them determine the needed size



HOOK EXT C

● METALLIC BLACK

● LIGHT BLUE

HIGHLIGHTS

- New carbon frame with T47 BB shell, UDH derailleur hanger and optional full internal cable routing.
- Seido MGX full carbon fork with triple cage mounts, lowrider rack mounts and internal hub dynamo cable routing.
- Hydraulic Sram Rival 1 × 11 groupset and brakes.
- Sram XG-1150 10 – 42 T cassette for wide 1x gear range.
- Tubeless ready Hunt 4Season Gravel Disc wheelset.
- Tubeless ready WTB Raddler 700 × 44C tires.



SPECIFICATION

Frame	Full carbon, T47 BB shell, UDH derailleur hanger
Fork	Seido MGv full carbon, lowrider rack compatible
Handelbar	Seido Tackle drop bar, 31.8 mm, 16° flare
Grips	Seido Tab bar tape
Levers	Sram Rival 1 double tap hydraulic
Shifter	Sram Rival 1 double tap 1 × 11
Brakes	Sram Rival flat mount hydraulic disc brakes with 160 mm rotors
Crankset	Bombtrack Lyer, direct mount interface
Pedals	
Cassette	Sram XG-1150 11-speed, 10 - 42 T
Front Derailleur	
Rear Derailleur	Sram Rival 1, clutch, long cage
Front Hub	Hunt 4Season Gravel Disc sealed hub
Rear Hub	Hunt 4Season Gravel Disc sealed hub, XD

Through Axle	12 × 100 mm / 12 × 142 mm
Front Rim	Hunt Hunt 4Season Gravel Disc ,TLC, i21, 24h
Rear Rim	Hunt Hunt 4Season Gravel Disc ,TLC, i21, 24h
Saddle	Seido Comp saddle
Seat Post	Seido Yew aluminium seatpost, 27.2 mm × 350 mm
Front Tire	WTB Raddler TCS Light 44-622, tubeless ready
Rear Tire	WTB Raddler TCS Light 44-622, tubeless ready
Fender	
Rack	
Kickstand	
Light	
Weight	tba

GEOMETRY

Bike Size	S	M	L
Wheel Size	700C	700C	700C
Seat Tube Length	500	530	570
Seat Angle	74.5°	74.0°	74.0°
Head Angle	70.5°	70.5°	70.5°
BB Drop	72	72	72
Chainstay Length	425	429	434
Wheelbase Length	1035	1060	1080
Reach	381	396	404
Stack	577	595	614
Handlebar Width	420	420	440

Our bike size recommendation generally represents a rough guideline for quickly narrowing down the sizes from which to choose based on the body height. Bike fitting is a complex topic and other measurements and factors have to be accounted for as well. Since no two human bodys are exactly the same it is not possible to give a 100% correct advice for everyone. Therefore Bombtrack cannot guarantee for the stated recommendations to be correct for every individual customer. The best way to work out the correct size is to consult a local Bombtrack dealer or a professional bike fitter and have them determine the needed size

HOOK EXT TI

TITANIUM / BLACK



HIGHLIGHTS

- Titanium 3Al-2.5V frame with T47 BB shell.
- Biaxially ovalized downtube for optimized power transfer and steering precision.
- Seido MGv full carbon fork with triple cage mounts, lowrider rack mounts and internal hub dynamo cable routing.
- Shimano GRX 815 Di2 2 × 11 groupset with hydraulic brakes.
- Shimano GRX 815 48 / 31 T crank.
- Tubeless ready WTB EZR i25 / i23 rims with tubeless ready WTB Ranger Light / Fast Rolling 2.0" tires.



27.5" • 700C

BIKES IN MOCKUPS SHOWN IN SIZE M

SPECIFICATION

Frame	Titanium 3Al-2.5V, UDH derailleur hanger
Fork	Seido MGv full carbon, lowrider rack compatible
Handelbar	Seido Tackle drop bar, 31.8 mm, 16° flare
Grips	Seido Tab bar tape
Levers	Shimano GRX DI2 ST-RX815 hydraulic
Shifter	Shimano GRX DI2 ST-RX815 2 × 11
Brakes	Shimano GRX BR-RX810 hydraulic disc brakes
Crankset	Shimano GRX 810-2, hollow forged aluminium crank
Pedals	
Cassette	Shimano ULTEGRA CS HG 800, 11-speed, 11 - 34 T
Front Derailleur	Shimano GRX DI2 FD-RX815-F
Rear Derailleur	Shimano GRX DI2 RD-RX815
Front Hub	Seido Tau sealed hub, 6-bolt disc
Rear Hub	Seido Tau sealed hub, 11-speed, 6-bolt disc

Through Axle	12 × 100 mm / 12 × 142 mm
Front Rim	WTB EZR i25 , TCS 2.0, 32h
Rear Rim	WTB EZR i23 , TCS 2.0, 32h
Saddle	Seido Comp saddle
Seat Post	Seido Yew aluminium seatpost, 27.2 mm × 350 mm
Front Tire	WTB Ranger TCS Light 27.5″ × 2.0″, tubeless ready
Rear Tire	WTB Ranger TCS Light 27.5″ × 2.0″, tubeless ready
Fender	
Rack	
Kickstand	
Light	
Weight	tba

GEOMETRY

Bike Size	XS	S	M	L	XL
Wheel Size	27.5"	27.5"	27.5"	27.5"	27.5"
Seat Tube Length	460	500	530	570	600
Seat Angle	74.5°	74.5°	74.0°	74.0°	74.0°
Head Angle	71.5°	71.5°	72.0°	72.0°	72.0°
BB Drop	75	75	70	70	70
Chainstay Length	425	425	425	425	425
Wheelbase Length	995	1010	1025	1040	1060
Reach	365	374	387	396	409
Stack	554	573	589	608	627
Handlebar Width	420	420	420	440	440

Our bike size recommendation generally represents a rough guideline for quickly narrowing down the sizes from which to choose based on the body height. Bike fitting is a complex topic and other measurements and factors have to be accounted for as well. Since no two human bodys are exactly the same it is not possible to give a 100% correct advice for everyone. Therefore Bombtrack cannot guarantee for the stated recommendations to be correct for every individual customer. The best way to work out the correct size is to consult a local Bombtrack dealer or a professional bike fitter and have them determine the needed size



BEYOND RANGE

32	BEYOND 1
34	BEYOND 2
36	BEYOND SUS
38	BEYOND AL SORA
40	BEYOND AL APEX
42	BEYOND TI
44	BEYOND E
46	BEYOND+


BEYOND 1

● METALLIC BLACK



HIGHLIGHTS

- Double butted crmo frame with rack and fender mounts and rear light cable routing.
- Size XS and S will come with 27.5" wheels to ensure proper fit without any compromises in geometry.
- Fork with internal light cable routing and fender, rack and triple cage mounts.
- Sram Apex 2x10 groupset with wide range gearing and TRP Spyre brakes.
- Tubeless ready WTB ST i23 rims.
- Tubeless ready WTB Ranger Light / Fast Rolling 2.0" tires.



XS - S 27.5" • M - XL 29"

BIKES IN MOCKUPS SHOWN IN SIZE M

SPECIFICATION

Frame	4130 double butted crmo, rack / fender mounts
Fork	4130 crmo, fender / rack / triple cage mounts
Handelbar	Seido Tackle gravel bar, 31.8 mm, 25° flare
Grips	Seido Alt bar tape
Levers	Sram Apex double tap mechanic
Shifter	Sram Apex double tap 2 × 10
Brakes	TRP Spyre C mechanic disc brakes
Crankset	Bombtrack Ames forged aluminium crank
Pedals	
Cassette	Microshift CS-H100 10-speed, 11 - 34 T
Front Derailleur	Microshift FD-M612-B
Rear Derailleur	Sram GX, short cage
Front Hub	Seido Arc sealed hub, 6-bolt disc
Rear Hub	Seido Arc sealed hub, 11-speed, 6-bolt disc

Through Axle	12 × 100 mm / 12 × 142 mm
Front Rim	WTB ST i23 double wall, TCS 2.0, 32h
Rear Rim	WTB ST i23 double wall, TCS 2.0, 32h
Saddle	Seido Origin saddle
Seat Post	Seido Beech 27.2 mm × 400 mm
Front Tire	WTB Ranger TCS Light XS - S 27.5" × 2.0" / M - XL 29" × 2.0", tubeless ready
Rear Tire	WTB Ranger TCS Light XS - S 27.5" × 2.0" / M - XL 29" × 2.0", tubeless ready
Fender	
Rack	
Kickstand	
Light	
Weight	12.9 kg (size M)

GEOMETRY

Bike Size	XS	S	M	L	XL
Wheel Size	27.5"	27.5"	29"	29"	29"
Seat Tube Length	400	440	480	520	560
Seat Angle	75.0°	74.5°	73.5°	73.0°	72.5°
Head Angle	70.0°	70.5°	71.0°	72.0°	72.0°
BB Drop	55	55	70	70	70
Chainstay Length	425	425	455	455	455
Wheelbase Length	1000	1021	1065	1082	1109
Reach	349	364	379	392	411
Stack	538	568	604	646	675
Handlebar Width	420	420	440	440	440

Our bike size recommendation generally represents a rough guideline for quickly narrowing down the sizes from which to choose based on the body height. Bike fitting is a complex topic and other measurements and factors have to be accounted for as well. Since no two human bodys are exactly the same it is not possible to give a 100% correct advice for everyone. Therefore Bombtrack cannot guarantee for the stated recommendations to be correct for every individual customer. The best way to work out the correct size is to consult a local Bombtrack dealer or a professional bike fitter and have them determine the needed size

BEYOND 2




METALLIC MOSS GREEN



HIGHLIGHTS

- Double butted crmo frame with rack and fender mounts and rear light cable routing.
- Size XS and S will come with 27.5" wheels to ensure proper fit without any compromises in geometry.
- Sram Apex 1 × 11 groupset with wide range gearing and TRP Spyre brakes.
- Hub dynamo with Supernova E3 Pure 3 head lamp and E3 tail Light.
- Seido Deck front rack included.
- Tubeless ready WTB ST i23 rims with tubeless ready Panaracer Gravelking SK 2.0" tires.



XS - S 27.5" • M - XL 29"

BIKES IN MOCKUPS SHOWN IN SIZE M

SPECIFICATION

Frame	4130 double butted crmo, rack / fender mounts
Fork	4130 crmo, fender / rack / triple cage mounts
Handelbar	Seido Tackle gravel bar, 31.8 mm, 25° flare
Grips	Seido Alt bar tape
Levers	Sram Apex double tap mechanic
Shifter	Sram Apex double tap 1 × 11
Brakes	TRP Spyre C mechanic disc brakes
Crankset	Bombtrack Ames, direct mount interface
Pedals	_____
Cassette	Sram PG-1130 11-speed, 11 - 42 T
Front Derailleur	_____
Rear Derailleur	Sram Apex 1, clutch, long cage
Front Hub	KT dynamo hub, 6-bolt disc
Rear Hub	Seido Arc sealed hub, 11-speed, 6-bolt disc

Through Axle	12 × 100 mm / 12 × 142 mm
Front Rim	WTB ST i23 double wall, TCS 2.0, 32h
Rear Rim	WTB ST i23 double wall, TCS 2.0, 32h
Saddle	Seido Origin saddle
Seat Post	Seido Beech 27.2 mm × 400 mm
Front Tire	Panaracer Gravelking SK XS - S 48-584 / M - XL 50-622, tubeless ready
Rear Tire	Panaracer Gravelking SK XS - S 48-584 / M - XL 50-622, tubeless ready
Fender	_____
Rack	Seido Deck frontrack, aluminium
Kickstand	_____
Light	Supernova E3 Pure 3 front, E3 Tail Light 2 rear
Weight	13.2 kg (size M)

GEOMETRY

Bike Size	XS	S	M	L	XL
Wheel Size	27.5"	27.5"	29"	29"	29"
Seat Tube Length	400	440	480	520	560
Seat Angle	75.0°	74.5°	73.5°	73.0°	72.5°
Head Angle	70.0°	70.5°	71.0°	72.0°	72.0°
BB Drop	55	55	70	70	70
Chainstay Length	425	425	455	455	455
Wheelbase Length	1000	1021	1065	1082	1109
Reach	349	364	379	392	411
Stack	538	568	604	646	675
Handlebar Width	420	420	440	440	440

Our bike size recommendation generally represents a rough guideline for quickly narrowing down the sizes from which to choose based on the body height. Bike fitting is a complex topic and other measurements and factors have to be accounted for as well. Since no two human bodys are exactly the same it is not possible to give a 100% correct advice for everyone. Therefore Bombtrack cannot guarantee for the stated recommendations to be correct for every individual customer. The best way to work out the correct size is to consult a local Bombtrack dealer or a professional bike fitter and have them determine the needed size


BEYOND SUS

METALLIC TEAL



HIGHLIGHTS

- Double butted crmo frame with rack and fender mounts and rear light cable routing.
- Size XS and S will come with 27.5" wheels to ensure proper fit without any compromises in geometry.
- RockShox Rudy XPLR suspension fork with 40 mm travel.
- Sram Apex 1 × 11 groupset with wide range gearing and TRP Spyre brakes.
- Tubeless ready WTB ST i23 rims.
- Tubeless ready WTB Venture Light / Fast Rolling tires.



XS - S 27.5" • M - XL 29"

BIKES IN MOCKUPS SHOWN IN SIZE M

SPECIFICATION

Frame	4130 double butted crmo, rack / fender mounts
Fork	RockShox Rudy XPLR suspension fork
Handelbar	Seido Tackle gravel bar, 31.8 mm, 25° flare
Grips	Seido Alt bar tape
Levers	Sram Apex double tap mechanic
Shifter	Sram Apex double tap 1 × 11
Brakes	TRP Spyre C mechanic disc brakes
Crankset	Bombtrack Ames, direct mount interface
Pedals	_____
Cassette	Sram PG-1130 11-speed, 11 - 42 T
Front Derailleur	_____
Rear Derailleur	Sram Apex 1, clutch, long cage
Front Hub	Seido Tau sealed hub, 6-bolt disc
Rear Hub	Seido Tau sealed hub, 11-speed, 6-bolt disc

Through Axle	12 × 100 mm / 12 × 142 mm
Front Rim	WTB ST i23 double wall, TCS 2.0, 32h
Rear Rim	WTB ST i23 double wall, TCS 2.0, 32h
Saddle	Seido Origin saddle
Seat Post	Seido Beech 27.2 mm × 400 mm
Front Tire	WTB Venture TCS Light XS - S 650B × 47C / M - XL 700C × 50C, tubeless ready
Rear Tire	WTB Venture TCS Light XS - S 650B × 47C / M - XL 700C × 50C, tubeless ready
Fender	_____
Rack	_____
Kickstand	_____
Light	_____
Weight	tba

GEOMETRY

Bike Size	XS	S	M	L	XL
Wheel Size	27.5"	27.5"	29"	29"	29"
Seat Tube Length	400	440	480	520	560
Seat Angle	74.9°	74.4°	73.4°	72.9°	72.4°
Head Angle	69.9°	70.4°	70.9°	71.9°	71.9°
BB Drop	54	54	69	69	69
Chainstay Length	425	425	455	455	455
Wheelbase Length	1000	1021	1066	1082	1110
Reach	348	363	378	391	410
Stack	538	569	605	647	675
Handlebar Width	420	420	440	440	440

Our bike size recommendation generally represents a rough guideline for quickly narrowing down the sizes from which to choose based on the body height. Bike fitting is a complex topic and other measurements and factors have to be accounted for as well. Since no two human bodys are exactly the same it is not possible to give a 100% correct advice for everyone. Therefore Bombtrack cannot guarantee for the stated recommendations to be correct for every individual customer. The best way to work out the correct size is to consult a local Bombtrack dealer or a professional bike fitter and have them determine the needed size


BEYOND AL SORA

● METALLIC BLACK



HIGHLIGHTS

- Lightweight aluminium frame with T47 bottom bracket.
- Size S will come with 27.5" wheels to ensure proper fit without any compromises in geometry.
- Fork with internal light cable routing and fender, rack and triple cage mounts.
- Shimano Sora 2 x 9 groupset with wide range gearing and TRP Spyre brakes.
- Very low gear inches for loaded touring, Size S 18.2" / Size M - XL 19.5".
- Tubeless ready WTB ST i23 rims with WTB Ranger Comp tires.



S 27.5" • M - XL 29"

BIKES IN MOCKUPS SHOWN IN SIZE M

SPECIFICATION

Frame	6061-T6 Aluminium, rack / fender mounts, T47 BB
Fork	6061 aluminium, fender / rack / triple cage mounts
Handelbar	Seido Tackle gravel bar, 31.8 mm, 25° flare
Grips	Seido Alt bar tape
Levers	Shimano Sora ST-R3000 STI mechanic
Shifter	Shimano Sora ST-R3000 STI 2 × 9
Brakes	TRP Spyre C mechanic disc brakes
Crankset	Bombtrack Ames forged aluminium crank
Pedals	_____
Cassette	Microshift CS-H092 9-speed, 11 - 36 T
Front Derailleur	Microshift FD-M462-B
Rear Derailleur	Microshift RD-M46-L
Front Hub	Seido Arc sealed hub, 6-bolt disc
Rear Hub	Seido Arc sealed hub, 11-speed, 6-bolt disc

Through Axle	12 × 100 mm / 12 × 142 mm
Front Rim	WTB ST i23 double wall, TCS 2.0, 32h
Rear Rim	WTB ST i23 double wall, TCS 2.0, 32h
Saddle	Seido Origin saddle
Seat Post	Seido Yew aluminium seatpost, 31.6 mm x 400 mm
Front Tire	WTB Ranger Comp XS - S 27.5" × 2.0 / M - XL 29" × 2.0"
Rear Tire	WTB Ranger Comp XS - S 27.5" × 2.0 / M - XL 29" × 2.0"
Fender	_____
Rack	_____
Kickstand	_____
Light	_____
Weight	tba

GEOMETRY

Bike Size	S	M	L	XL
Wheel Size	27.5"	29"	29"	29"
Seat Tube Length	440	480	520	560
Seat Angle	74°	74°	74°	74°
Head Angle	70°	70,5°	70,5°	70.5°
BB Drop	60	74	74	74
Chainstay Length	420	445	445	445
Wheelbase Length	1040	1077	1109	1140
Reach	382	394	413	´434
Stack	569	604	642	670
Handlebar Width	420	440	440	440

Our bike size recommendation generally represents a rough guideline for quickly narrowing down the sizes from which to choose based on the body height. Bike fitting is a complex topic and other measurements and factors have to be accounted for as well. Since no two human bodys are exactly the same it is not possible to give a 100% correct advice for everyone. Therefore Bombtrack cannot guarantee for the stated recommendations to be correct for every individual customer. The best way to work out the correct size is to consult a local Bombtrack dealer or a professional bike fitter and have them determine the needed size


BEYOND AL APEX

METALLIC PURPLE



HIGHLIGHTS

- Lightweight aluminium frame with T47 bottom bracket.
- Size S will come with 27.5" wheels to ensure proper fit without any compromises in geometry.
- Fork with internal light cable routing and fender, rack and triple cage mounts.
- Sram Apex 1 × 11 groupset with wide range gearing and TRP Spyre brakes.
- Tubeless ready WTB ST i23 rims.
- Tubeless ready WTB Venture tires.



S 27.5" • M - XL 29"

BIKES IN MOCKUPS SHOWN IN SIZE M

SPECIFICATION

Frame	6061-T6 Aluminium, rack / fender mounts, T47 BB
Fork	6061 aluminium, fender / rack / triple cage mounts
Handelbar	Seido Tackle gravel bar, 31.8 mm, 25° flare
Grips	Seido Alt bar tape
Levers	Sram Apex double tap mechanic
Shifter	Sram Apex double tap 1 × 11
Brakes	TRP Spyre C mechanic disc brakes
Crankset	Bombtrack Ames, direct mount interface
Pedals	_____
Cassette	Sram PG-1130 11-speed, 11 - 42 T
Front Derailleur	_____
Rear Derailleur	Sram Apex 1, clutch, long cage
Front Hub	Seido Arc sealed hub, 6-bolt disc
Rear Hub	Seido Arc sealed hub, 11-speed, 6-bolt disc

Through Axle	12 × 100 mm / 12 × 142 mm
Front Rim	WTB ST i23 double wall, TCS 2.0, 32h
Rear Rim	WTB ST i23 double wall, TCS 2.0, 32h
Saddle	Seido Origin saddle
Seat Post	Seido Yew aluminium seatpost, 31.6 mm × 400 mm
Front Tire	WTB Venture TCS Light S - S 650B × 47C / M - XL 700C × 50C, tubeless ready
Rear Tire	WTB Venture TCS Light S - S 650B × 47C / M - XL 700C × 50C, tubeless ready
Fender	_____
Rack	_____
Kickstand	_____
Light	_____
Weight	tba

GEOMETRY

Bike Size	S	M	L	XL
Wheel Size	27.5"	29"	29"	29"
Seat Tube Length	440	480	520	560
Seat Angle	74°	74°	74°	74°
Head Angle	70°	70,5°	70,5°	70.5°
BB Drop	60	74	74	74
Chainstay Length	420	445	445	445
Wheelbase Length	1040	1077	1109	1140
Reach	382	394	413	´434
Stack	569	604	642	670
Handlebar Width	420	440	440	440

Our bike size recommendation generally represents a rough guideline for quickly narrowing down the sizes from which to choose based on the body height. Bike fitting is a complex topic and other measurements and factors have to be accounted for as well. Since no two human bodys are exactly the same it is not possible to give a 100% correct advice for everyone. Therefore Bombtrack cannot guarantee for the stated recommendations to be correct for every individual customer. The best way to work out the correct size is to consult a local Bombtrack dealer or a professional bike fitter and have them determine the needed size

BEYOND TI

TITANIUM / BLACK



HIGHLIGHTS

- Titanium 3Al-2.5V frame with T47 BB shell and UDH hanger.
- Size XS and S will come with 27.5" wheels to ensure proper fit without any compromises in geometry.
- Seido MGv full carbon fork with triple cage mounts, lowrider rack mounts and internal hub dynamo cable routing.
- Ovalized toptube for supreme steering precision and comfort.
- Biaxially ovalized downtube for optimized power transfer and steering precision.
- Front derailleur compatible.



XS - S 27.5" • M - XL 29"

BIKES IN MOCKUPS SHOWN IN SIZE M

SPECIFICATION

Frame	Titanium 3Al-2.5V, UDH derailleur hanger
Fork	Seido MGv full carbon, lowrider rack compatible
Handelbar	
Grips	
Levers	
Shifter	
Brakes	
Crankset	
Pedals	
Cassette	
Front Derailleur	
Rear Derailleur	
Front Hub	
Rear Hub	

Through Axle	12 × 100 mm / 12 × 142 mm
Front Rim	
Rear Rim	
Saddle	
Seat Post	
Front Tire	
Rear Tire	
Fender	
Rack	
Kickstand	
Light	
Weight	

GEOMETRY

Bike Size	XS	S	M	L	XL
Wheel Size	27.5"	27.5"	29"	29"	29"
Seat Tube Length	400	440	480	520	560
Seat Angle	74°	74°	74°	74°	74°
Head Angle	70°	70°	70.5°	70.5°	70.5°
BB Drop	60	60	74	74	74
Chainstay Length	420	420	445	445	445
Wheelbase Length	1010	1040	1075	1109	1139
Reach	365	385	396	417	436
Stack	534	563	596	630	662
Handlebar Width					

Our bike size recommendation generally represents a rough guideline for quickly narrowing down the sizes from which to choose based on the body height. Bike fitting is a complex topic and other measurements and factors have to be accounted for as well. Since no two human bodys are exactly the same it is not possible to give a 100% correct advice for everyone. Therefore Bombtrack cannot guarantee for the stated recommendations to be correct for every individual customer. The best way to work out the correct size is to consult a local Bombtrack dealer or a professional bike fitter and have them determine the needed size

BEYOND E

● MATT METALLIC GREY



HIGHLIGHTS

- 6061-T6 triple butted aluminium frame with mid engine mount for Shimano EP8.
- Size XS and S will come with 650B wheels to ensure proper fit without any compromises in geometry.
- Seido MGV full carbon fork with triple cage mounts, lowrider rack mounts and internal hub dynamo cable routing.
- Shimano GRX 810 1 × 11 hydraulic group with GRX RD-RX812 clutched rear derailleur.
- KS E20i 31.6 mm dropper post with 100 mm travel.
- Dropper post actuation with spare GRX ST-RX810-LA shifter.



S 27.5" • M - XL 29"

BIKES IN MOCKUPS SHOWN IN SIZE M

SPECIFICATION

Frame	6061-T6 aluminium, Shimano EP8 mid engine mount
Fork	Seido MGV full carbon, lowrider rack compatible
Handelbar	Seido Meridian gravel bar, 31.8 mm, 16° flare
Grips	Seido Alt bar tape
Levers	Shimano GRX ST-RX810 hydraulic
Shifter	Shimano GRX ST-RX810-LA, spare shifter for dropper actuation
Brakes	Shimano GRX BR-RX810 flat mount hydraulic disc brakes
Crankset	Shimano EP8 FC-EM900 hollow forged aluminium crank
Pedals	_____
Cassette	Shimano Deore XT CS-M8000, 11-speed, 11 - 42 T
Front Derailleur	_____
Rear Derailleur	Shimano GRX RD-RX812, clutch
Front Hub	Seido Tau sealed hub, centerlock disc
Rear Hub	Seido Tau sealed hub, 11-speed, steel axle, centerlock disc

Through Axle	12 × 100 mm / 12 × 142 mm
Front Rim	WTB ST i23 double wall, TCS 2.0, 32h
Rear Rim	WTB ST i23 double wall, TCS 2.0, 32h
Saddle	Seido Origin saddle
Seat Post	KS E20i dropper seatpost, 31.6 mm, 100 mm travel, 362 mm length
Front Tire	WTB Venture TCS Light / Fast Rolling S 650B × 47C / M - XL 700C × 50C, tubeless ready
Rear Tire	WTB Venture TCS Light / Fast Rolling S 650B × 47C / M - XL 700C × 50C, tubeless ready
Fender	_____
Rack	_____
Kickstand	_____
Light	_____
Weight	tba

GEOMETRY

Bike Size	S	M	L	XL
Wheel Size	27.5"	29"	29"	29"
Seat Tube Length	440	480	520	560
Seat Angle	74.0°	74.0°	74.0°	74.0°
Head Angle	70.5°	70.5°	70.5°	70.5°
BB Drop	60	74	74	74
Chainstay Length	420	445	445	449
Wheelbase Length	1040	1077	1109	1144
Reach	382	394	413	437
Stack	569	604	642	661
Handlebar Width	440	440	440	440

Our bike size recommendation generally represents a rough guideline for quickly narrowing down the sizes from which to choose based on the body height. Bike fitting is a complex topic and other measurements and factors have to be accounted for as well. Since no two human bodys are exactly the same it is not possible to give a 100% correct advice for everyone. Therefore Bombtrack cannot guarantee for the stated recommendations to be correct for every individual customer. The best way to work out the correct size is to consult a local Bombtrack dealer or a professional bike fitter and have them determine the needed size

BEYOND

+

● MATT BLUE



HIGHLIGHTS

- Double butted suspension corrected crmo frame with rack and fender mounts.
- Quadruple butted downtube with elliptically varying wall thickness at headtube junction.
- Suspension corrected Seido BPS crmo steel fork with triple cage mounts.
- Sram SX Eagle 12-speed drivetrain with 11 – 50 T cassette and 30 T direct mount chainring.
- Hydraulic Sram Level 2 piston brakes.
- Tubeless ready WTB ST i35 rims with tubeless ready WTB Ranger Tough / Fast Rolling 2.8" tires.



27.5" + • 29" +

BIKES IN MOCKUPS SHOWN IN SIZE M

SPECIFICATION

Frame	4130 double butted crmo, rack / fender mounts
Fork	Seido BPS 4130 crmo, fender / rack / triple cage mounts
Handelbar	Seido Trail flat bar, 9° backsweep, 4° upsweep, 7 mm rise
Grips	Bombtrack Scroll grips
Levers	Sram Level T hydraulic
Shifter	Sram SX-Eagle 12-speed shifter
Brakes	Sram Level T hydraulic disc brakes
Crankset	Truvativ Stylo 6K aluminium crank, Boost DUB
Pedals	_____
Cassette	Sram PG-1210 Eagle 12-speed, 11 - 50 T
Front Derailleur	_____
Rear Derailleur	Sram SX Eagle, clutch, long cage
Front Hub	Seido Grad Boost sealed hub, 6-bolt disc
Rear Hub	Seido Grad Boost sealed hub, HG driver, 6-bolt disc

Through Axle	15 × 110 mm / 12 × 148 mm
Front Rim	WTB ST i35 double wall, TCS 2.0, 32h
Rear Rim	WTB ST i35 double wall, TCS 2.0, 32h
Saddle	Seido Origin saddle
Seat Post	Seido Yew aluminium seatpost, 30.9 mm × 400 mm
Front Tire	WTB Ranger TCS TOUGH / Fast Rolling 27.5" × 2.8", tubeless ready
Rear Tire	WTB Ranger TCS TOUGH / Fast Rolling 27.5" × 2.8", tubeless ready
Fender	_____
Rack	_____
Kickstand	_____
Light	_____
Weight	14.4 kg (size M)

GEOMETRY

Bike Size	S	M	L	XL
Wheel Size	27.5"	27.5"	27.5"	27.5"
Seat Tube Length	406	457	508	559
Seat Angle	72.0°	72.0°	72.0°	72.0°
Head Angle	68.5°	68.5°	68.5°	68.5°
BB Drop	70	70	70	70
Chainstay Length	450	450	450	450
Wheelbase Length	1111	1135	1160	1188
Reach	395	415	434	459
Stack	621	630	644	653
Handlebar Width	720	720	720	720

Our bike size recommendation generally represents a rough guideline for quickly narrowing down the sizes from which to choose based on the body height. Bike fitting is a complex topic and other measurements and factors have to be accounted for as well. Since no two human bodys are exactly the same it is not possible to give a 100% correct advice for everyone. Therefore Bombtrack cannot guarantee for the stated recommendations to be correct for every individual customer. The best way to work out the correct size is to consult a local Bombtrack dealer or a professional bike fitter and have them determine the needed size



CALE RANGE

50	CALE AL DEORE
52	CALE AL SX EAGLE
54	CALE DEORE XT
56	CALE GX EAGLE
58	CALE E
60	FAT CALE


CALE AL DEORE

● MATT BLACK



HIGHLIGHTS

- 6061-T6 triple butted aluminium trail mtb frame with cage, rack and fender mounts.
- RockShox 35 Silver R 130 mm travel suspension fork with Boost spacing and 35 mm stanchions.
- Shimano Deore 12-speed drivetrain with 10 – 51 T cassette and 30 T chainring.
- Shimano Deore hydraulic disc brakes.
- Stealth dropper post routing.
- Tubeless ready WTB ST i35 rims with Maxxis Ardent 29 × 2.4" tubeless ready tires.



SPECIFICATION

Frame	6061-T6 Aluminium, Boost spacing, stealth dropper ready
Fork	RockShox 35 Silver R suspension fork, 130 mm travel
Handelbar	Seido Waypoint double butted flat bar, 9° backsweep
Grips	Bombtrack Return 135 mm lock on grips
Levers	Shimano Deore BL-M6100 I-Spec hydraulic
Shifter	Shimano Deore SL-M6100-IR 12-speed shifter
Brakes	Shimano Deore BR-M6120 hydraulic disc brakes
Crankset	Shimano Deore FC-M6120-1 aluminium crank, Boost
Pedals	_____
Cassette	Shimano Deore CS-M6100 12-speed, 10 - 51 T
Front Derailleur	_____
Rear Derailleur	Shimano Deore RD-M6100-SGS, clutch
Front Hub	Seido Grad Boost sealed hub, 6-bolt disc
Rear Hub	Seido Grad Boost sealed hub, Microspline driver

Through Axle	15 × 110 mm / 12 × 148 mm
Front Rim	WTB ST i29 double wall, TCS 2.0, 32h
Rear Rim	WTB ST i29 double wall, TCS 2.0, 32h
Saddle	Seido Origin saddle
Seat Post	Seido Yew aluminium seatpost, 31.6 mm × 400 mm
Front Tire	Maxxis Ardent 29" × 2.4" TLR, tubeless ready
Rear Tire	Maxxis Ardent 29" × 2.4" TLR, tubeless ready
Fender	_____
Rack	_____
Kickstand	_____
Light	_____
Weight	tba

GEOMETRY

Bike Size	M	L	XL
Wheel Size	29"	29"	29"
Seat Tube Length	430	460	500
Seat Angle	74.0°	73.5°	73.5°
Head Angle	67.5°	67.5°	67
BB Drop	55	55	55
Chainstay Length	440	440	449
Wheelbase Length	1171	1191	1225
Reach	453	469	484
Stack	619	628	635
Handlebar Width	740	740	740

Our bike size recommendation generally represents a rough guideline for quickly narrowing down the sizes from which to choose based on the body height. Bike fitting is a complex topic and other measurements and factors have to be accounted for as well. Since no two human bodys are exactly the same it is not possible to give a 100% correct advice for everyone. Therefore Bombtrack cannot guarantee for the stated recommendations to be correct for every individual customer. The best way to work out the correct size is to consult a local Bombtrack dealer or a professional bike fitter and have them determine the needed size

CALE AL SX EAGLE

● MATT METALLIC PURPLE



HIGHLIGHTS

- 6061-T6 triple butted aluminium trail mtb frame with cage, rack and fender mounts.
- RockShox 35 Gold RL 130 mm travel suspension fork with Boost spacing and 35 mm stanchions.
- Seido Illusion 35 mm oversized handlebar, 800 mm wide and Seido Chase stem.
- Sram SX Eagle 12-speed drivetrain with 11 – 50 T cassette and 30 T chainring.
- KS E20i 31.6 mm dropper post with 150 mm travel.
- Maxxis Ardent 29 × 2.4" tubeless ready tires.



SPECIFICATION

Frame	6061-T6 Aluminium, Boost spacing, stealth dropper ready
Fork	RockShox 35 Gold RL suspension fork, 130 mm travel
Handelbar	Seido Illusion flat bar, 35 mm clamping diameter
Grips	Bombtrack Return 135 mm lock on grips
Levers	Sram Level T hydraulic
Shifter	Sram SX-Eagle 12-speed shifter
Brakes	Sram Level T hydraulic disc brakes
Crankset	Truvativ Stylo 6K aluminium crank, Boost DUB
Pedals	
Cassette	Sram PG-1210 Eagle 12-speed, 11 - 50 T
Front Derailleur	
Rear Derailleur	Sram SX Eagle, clutch, long cage
Front Hub	Seido Grad Boost sealed hub, 6-bolt disc
Rear Hub	Seido Grad Boost sealed hub, HG driver, 6-bolt disc

Through Axle	15 × 110 mm / 12 × 148 mm
Front Rim	WTB ST i29 double wall, TCS 2.0, 32h
Rear Rim	WTB ST i29 double wall, TCS 2.0, 32h
Saddle	Seido Origin saddle
Seat Post	KS E20i dropper seatpost, 31.6 mm, 150 mm travel
Front Tire	Maxxis Ardent 29" × 2.4" TLR, tubeless ready
Rear Tire	Maxxis Ardent 29" × 2.4" TLR, tubeless ready
Fender	
Rack	
Kickstand	
Light	
Weight	13.8 kg (size M)

GEOMETRY

Bike Size	M	L	XL
Wheel Size	29"	29"	29"
Seat Tube Length	430	460	500
Seat Angle	74.0°	73.5°	73.5°
Head Angle	67.5°	67.5°	67
BB Drop	55	55	55
Chainstay Length	440	440	449
Wheelbase Length	1171	1191	1225
Reach	453	469	484
Stack	619	628	635
Handlebar Width	800	800	800

Our bike size recommendation generally represents a rough guideline for quickly narrowing down the sizes from which to choose based on the body height. Bike fitting is a complex topic and other measurements and factors have to be accounted for as well. Since no two human bodys are exactly the same it is not possible to give a 100% correct advice for everyone. Therefore Bombtrack cannot guarantee for the stated recommendations to be correct for every individual customer. The best way to work out the correct size is to consult a local Bombtrack dealer or a professional bike fitter and have them determine the needed size


CALE DEORE XT

● METALLIC BLACK



HIGHLIGHTS

- Double butted crmo trail mtb frame with rack and fender mounts.
- Quadruple butted downtube with elliptically varying wall thickness at headtube junction.
- RockShox 35 Gold RL 130 mm travel suspension fork with Boost spacing and 35 mm stanchions.
- Seido Illusion 35 mm oversized handlebar, 800 mm wide and Seido Chase stem.
- Shimano Deore XT 12-speed drivetrain with 10 – 51 T cassette.
- KS E20i 30.9mm dropper post with 150 mm travel.



SPECIFICATION

Frame	4130 double butted crmo, Boost spacing
Fork	RockShox 35 Gold RL suspension fork, 130 mm travel
Handelbar	Seido Illusion flat bar, 35 mm clamping diameter
Grips	Bombtrack Return 135 mm lock on grips
Levers	Shimano Deore XT BL-M8100 I-Spec hydraulic
Shifter	Shimano Deore XT SL-M8100-IR 12-speed shifter
Brakes	Shimano Deore XT BR-M8120 hydraulic disc brakes
Crankset	Shimano Deore XT FC-M8120-1 aluminium crank, Boost
Pedals	
Cassette	Shimano Deore XT CS-M8100 12-speed, 10 - 51 T
Front Derailleur	
Rear Derailleur	Shimano Deore XT RD-M8100-SGS, clutch
Front Hub	Seido Grad Boost sealed hub, 6-bolt disc
Rear Hub	Seido Gon Boost sealed hub, Microspline driver

Through Axle	15 × 110 mm / 12 × 148 mm
Front Rim	WTB ST i29 double wall, TCS 2.0, 32h
Rear Rim	WTB ST i29 double wall, TCS 2.0, 32h
Saddle	Seido Origin saddle
Seat Post	KS E20i dropper seatpost, 30.9 mm, 150 mm travel
Front Tire	Maxxis Ardent 29" × 2.4" TLR, tubeless ready
Rear Tire	Maxxis Ardent 29" × 2.4" TLR, tubeless ready
Fender	
Rack	
Kickstand	
Light	
Weight	tba

GEOMETRY

Bike Size	M	L	XL
Wheel Size	29"	29"	29"
Seat Tube Length	430	460	500
Seat Angle	74	74	74
Head Angle	67.5°	67.5°	67.5°
BB Drop	55	55	55
Chainstay Length	440	440	449
Wheelbase Length	1171	1192	1223
Reach	452	470	489
Stack	621	630	635
Handlebar Width	800	800	800

Our bike size recommendation generally represents a rough guideline for quickly narrowing down the sizes from which to choose based on the body height. Bike fitting is a complex topic and other measurements and factors have to be accounted for as well. Since no two human bodys are exactly the same it is not possible to give a 100% correct advice for everyone. Therefore Bombtrack cannot guarantee for the stated recommendations to be correct for every individual customer. The best way to work out the correct size is to consult a local Bombtrack dealer or a professional bike fitter and have them determine the needed size


CALE GX EAGLE

 METALLIC BURGUNDY



HIGHLIGHTS

- Double butted crmo trail mtb frame with rack and fender mounts.
- Quadruple butted downtube with elliptically varying wall thickness at headtube junction.
- RockShox Revelation RC 130 mm travel suspension fork with Boost spacing and 35 mm stanchions.
- Seido Illusion 35 mm oversized handlebar, 800 mm wide and Seido Chase stem.
- Sram GX Eagle 12-speed drivetrain with 10 – 52t cassette.
- KS E20i 30.9mm dropper post with 150 mm travel.



SPECIFICATION

Frame	4130 double butted crmo, Boost spacing
Fork	RockShox Revelation RC suspension fork, 130 mm travel
Handelbar	Seido Illusion flat bar, 35 mm clamping diameter
Grips	Bombtrack Return 135 mm lock on grips
Levers	Sram Guide RE hydraulic
Shifter	Sram GX-Eagle 12-speed shifter
Brakes	Sram Guide RE hydraulic disc brakes
Crankset	Sram Descendant aluminium crank, Boost DUB
Pedals	
Cassette	Sram XG-1275 Eagle 12-speed, 10- 52 T
Front Derailleur	
Rear Derailleur	Sram GX Eagle, clutch, long cage
Front Hub	Seido Grad Boost sealed hub, 6-bolt disc
Rear Hub	Seido Gon Boost sealed hub, XD driver, 6-bolt disc

Through Axle	15 × 110 mm / 12 × 148 mm
Front Rim	WTB ST i29 double wall, TCS 2.0, 32h
Rear Rim	WTB ST i29 double wall, TCS 2.0, 32h
Saddle	Seido Origin saddle
Seat Post	KS E20i dropper seatpost, 30.9 mm, 150 mm travel
Front Tire	Maxxis Ardent 29" x 2.4" TLR, tubeless ready
Rear Tire	Maxxis Ardent 29" x 2.4" TLR, tubeless ready
Fender	
Rack	
Kickstand	
Light	
Weight	13.8 kg (size M)

GEOMETRY

Bike Size	M	L	XL
Wheel Size	29"	29"	29"
Seat Tube Length	430	460	500
Seat Angle	74	74	74
Head Angle	67.5°	67.5°	67.5°
BB Drop	55	55	55
Chainstay Length	440	440	449
Wheelbase Length	1169	1190	1221
Reach	452	470	489
Stack	621	630	635
Handlebar Width	800	800	800


Our bike size recommendation generally represents a rough guideline for quickly narrowing down the sizes from which to choose based on the body height. Bike fitting is a complex topic and other measurements and factors have to be accounted for as well. Since no two human bodys are exactly the same it is not possible to give a 100% correct advice for everyone. Therefore Bombtrack cannot guarantee for the stated recommendations to be correct for every individual customer. The best way to work out the correct size is to consult a local Bombtrack dealer or a professional bike fitter and have them determine the needed size

CALE

● MATT BLACK

HIGHLIGHTS

- 6061-T6 triple butted aluminium frame with mid engine mount for Shimano EP8.
- RockShox 35 Gold RL 130 mm travel suspension fork with Boost spacing and 35 mm stanchions.
- Seido Illusion 35 mm oversized handlebar, 800 mm wide and Seido Chase stem.
- Shimano Deore XT 1 × 12 shifter and rear derailleur.
- KS E20i 30.9 mm dropper post with 150 mm travel.
- Tubeless ready mullet setup with WTB STi30 rims and Kenda Hellcat Pro tires.



MULLET 29" FRONT • 27.5" REAR

BIKES IN MOCKUPS SHOWN IN SIZE M

SPECIFICATION

Frame	6061-T6 aluminium, Shimano EP8 mid engine mount, UDH
Fork	RockShox 35 Gold RL suspension fork, 130 mm travel
Handelbar	Seido Illusion flat bar, 35 mm clamping diameter
Grips	Bombtrack Return 135 mm lock on grips
Levers	Shimano SLX BL-M7100 hydraulic brake levers
Shifter	Shimano Deore XT SL-M8100-IR 1 × 12
Brakes	Shimano SLX BR-M7100 post mount hydraulic disc brake
Crankset	Shimano Deore XT FC-EM600 forged aluminium crank
Pedals	
Cassette	Shimano SLX CS-M7100-12, 12-speed, 10 - 51 T
Front Derailleur	
Rear Derailleur	Shimano Deore XT RD-M8100-SGS, clutch
Front Hub	Seido Grad Boost sealed hub, centerlock disc
Rear Hub	Seido Grad sealed hub, Microspline, steel axle

Through Axle	15 × 110 mm / 12 × 148 mm
Front Rim	WTB ST i30 double wall, TCS 2.0, 32h
Rear Rim	WTB ST i30 double wall, TCS 2.0, 32h
Saddle	Seido Origin saddle
Seat Post	KS E20i dropper seatpost, 30.9 mm, 150 mm travel
Front Tire	Kenda Hellcat Pro AEC 29" × 2.4" TLR, tubeless ready
Rear Tire	Kenda Hellcat Pro AEC 27.5" × 2.6" TLR, tubeless ready
Fender	
Rack	
Kickstand	
Light	
Weight	tba

GEOMETRY

Bike Size	S	M	L	XL
Wheel Size	29" / 27.5"	29" / 27.5"	29" / 27.5"	29" / 27.5"
Seat Tube Length	390	430	460	500
Seat Angle	75°	75°	75°	75°
Head Angle	66°	66°	66°	66°
BB Drop	45	45	45	45
Chainstay Length	440	440	440	440
Wheelbase Length	1169	1195	1214	1238
Reach	438	460	475	495
Stack	608	617	626	635
Handlebar Width	800	800	800	800

Our bike size recommendation generally represents a rough guideline for quickly narrowing down the sizes from which to choose based on the body height. Bike fitting is a complex topic and other measurements and factors have to be accounted for as well. Since no two human bodys are exactly the same it is not possible to give a 100% correct advice for everyone. Therefore Bombtrack cannot guarantee for the stated recommendations to be correct for every individual customer. The best way to work out the correct size is to consult a local Bombtrack dealer or a professional bike fitter and have them determine the needed size


FAT CALE

● MATT STONE GREY



HIGHLIGHTS

- 6061-T6 triple butted aluminium fatbike frame with 100 mm BSA shell.
- 6061-T6 fork with fender, rack and triple cage mounts.
- Bombtrack TX Wide i75 tubeless ready rims with 72 TPI Vee Tire Bulldozer 26" × 4.7" tubeless ready tires.
- Sram SX Eagle 12-speed drivetrain with 11 – 50 T cassette and 30 T direct mount chainring.
- KS E20i 30.9mm dropper post with 150 mm travel.
- Sram UDH derailleur hanger.



SPECIFICATION

Frame	6061-T6 aluminium, 4.8" tire clearance, 100 mm BSA
Fork	6066 aluminium, fender / rack / triple cage mounts
Handelbar	Seido Waypoint double butted flat bar, 9° backsweep
Grips	Bombtrack Return 135 mm lock on grips
Levers	Sram Level hydraulic
Shifter	Sram SX-Eagle 12-speed shifter
Brakes	Sram Level hydraulic disc brakes
Crankset	Sram X1 1000 Eagle Fat5 aluminium crank, DUB
Pedals	
Cassette	Sram PG-1210 Eagle 12-speed, 11 - 50 T
Front Derailleur	
Rear Derailleur	Sram SX Eagle, clutch, long cage
Front Hub	Seido Arc Wide sealed hub, 6-bolt disc
Rear Hub	Seido Arc Wide sealed hub, HG driver, 6-bolt disc

Through Axle	15 × 150 mm / 12 × 197 mm
Front Rim	Bombtrack TX Wide, i75, tubeless ready, 32h, 26"
Rear Rim	Bombtrack TX Wide, i75, tubeless ready, 32h, 26"
Saddle	Seido Origin saddle
Seat Post	KS E20i dropper seatpost, 31.6 mm, 150 mm travel
Front Tire	Vee Tire Bulldozer 26" × 4.7", tubeless ready, 72 TPI
Rear Tire	Vee Tire Bulldozer 26" × 4.7", tubeless ready, 72 TPI
Fender	
Rack	
Kickstand	
Light	
Weight	tba

GEOMETRY

Bike Size	S	M	L
Wheel Size	26"	26"	26"
Seat Tube Length	390	430	460
Seat Angle	73.5°	73.5°	73.5°
Head Angle	67.5°	67.5°	67.5°
BB Drop	60	60	60
Chainstay Length	445	445	445
Wheelbase Length	1120	1150	1181
Reach	399	426	452
Stack	603	612	621
Handlebar Width	740	740	740

Our bike size recommendation generally represents a rough guideline for quickly narrowing down the sizes from which to choose based on the body height. Bike fitting is a complex topic and other measurements and factors have to be accounted for as well. Since no two human bodys are exactly the same it is not possible to give a 100% correct advice for everyone. Therefore Bombtrack cannot guarantee for the stated recommendations to be correct for every individual customer. The best way to work out the correct size is to consult a local Bombtrack dealer or a professional bike fitter and have them determine the needed size



TENSION RANGE

64	TENSION
66	TENSION C



TENSION

● MATT BLACK

● MATT MELON YELLOW

HIGHLIGHTS

- Lightweight aluminium frame with T47 bottom bracket.
- Size XS and S will come with 650B wheels to ensure proper fit without any compromises in geometry.
- Full carbon fork with through axles and flat mount disc brake.
- Hydraulic Sram Rival 1 x 11 groupset and brakes with 11 - 42t cassette.
- Tubeless ready WTB ST i19 rims with tubeless ready Schwalbe X-One Allround TLE tires.
- Rear rack and fender mounts.



XS - S 650B • M - XL 700C

BIKES IN MOCKUPS SHOWN IN SIZE M

SPECIFICATION

Frame	6061-T6 double butted aluminium, T47 BB shell
Fork	Full carbon, TA, 1.1/2" - 1.1/8", fender mounts
Handelbar	Seido CX-10 drop bar, 31.8 mm, 10° flare
Grips	Seido Alt bar tape
Levers	Sram Rival 1 double tap hydraulic
Shifter	Sram Rival 1 double tap 1 × 11
Brakes	Sram Rival flat mount hydraulic disc brakes
Crankset	Bombtrack Lyer, direct mount interface
Pedals	_____
Cassette	Sram PG-1130 11-speed, 11 - 42 T
Front Derailleur	_____
Rear Derailleur	Sram Rival 1, clutch, long cage
Front Hub	Seido Arc sealed hub, 6-bolt disc
Rear Hub	Seido Arc sealed hub, 11-speed, 6-bolt disc

Through Axle	12 × 100 mm / 12 × 142 mm
Front Rim	WTB ST i19 double wall, TCS 2.0, 32h
Rear Rim	WTB ST i19 double wall, TCS 2.0, 32h
Saddle	Seido Comp saddle
Seat Post	Seido Beech 27.2 mm × 350 mm
Front Tire	XS - S Schwalbe X-One Allround 33-584 / M - XL Schwalbe X-One Allround 33-622, tubeless ready
Rear Tire	XS - S Schwalbe X-One Allround 33-584 / M - XL Schwalbe X-One Allround 33-622, tubeless ready
Fender	_____
Rack	_____
Kickstand	_____
Light	_____
Weight	9.4 kg (size M)

GEOMETRY

Bike Size	XS	S	M	L	XL
Wheel Size	650B	650B	700C	700C	700C
Seat Tube Length	460	490	530	560	590
Seat Angle	73.5°	73.5°	73.0°	73.0°	73.0°
Head Angle	71.0°	71.5°	71.5°	72.0°	72.0°
BB Drop	55	55	65	65	65
Chainstay Length	410	410	425	425	425
Wheelbase Length	967	979	1014	1028	1044
Reach	355	366	380	391	402
Stack	514	530	563	587	603
Handlebar Width	400	400	420	440	440

Our bike size recommendation generally represents a rough guideline for quickly narrowing down the sizes from which to choose based on the body height. Bike fitting is a complex topic and other measurements and factors have to be accounted for as well. Since no two human bodys are exactly the same it is not possible to give a 100% correct advice for everyone. Therefore Bombtrack cannot guarantee for the stated recommendations to be correct for every individual customer. The best way to work out the correct size is to consult a local Bombtrack dealer or a professional bike fitter and have them determine the needed size


TENSION C

● MATT BLACK



HIGHLIGHTS

- Full carbon frame with race proved geometry and T47 bottom bracket.
- Full carbon fork with through axles and flat mount disc brake.
- Sram Force carbon crank with 40t direct mount chainring.
- Hydraulic Sram Force 1 × 11 groupset and brakes with 11 - 36 T cassette.
- Hunt 4 Season disc wheelset with tubeless ready Challenge Grifo 700 x 33C tires.
- Ritchey finishing kit with 4-axis-44 stem and Stream III handlebar.



700C

BIKES IN MOCKUPS SHOWN IN SIZE M

SPECIFICATION

Frame	Toray T700/T800 Hi-Mod carbon, T47 BB shell
Fork	Full carbon, TA, 1.1/2" - 1.1/8"
Handelbar	Ritchey Road Comp Streem III drop bar, 5° backsweep
Grips	Seido Alt bar tape
Levers	Sram Force 1 double tap hydraulic
Shifter	Sram Force 1 double tap 1 × 11
Brakes	Sram Force flat mount hydraulic disc brakes
Crankset	Sram Force 1 carbon crank
Pedals	_____
Cassette	Sram PG-1130 11-speed, 11 - 36 T
Front Derailleur	_____
Rear Derailleur	Sram Force 1, clutch, medium cage
Front Hub	Hunt 4 Season V2 sealed hub, 6-bolt disc
Rear Hub	Hunt 4 Season V2 sealed hub, 11-speed, 6-bolt disc

Through Axle	12 × 100 mm / 12 × 142 mm
Front Rim	Hunt 4 Season double wall asymmetric rim, TLC, i19, 24h
Rear Rim	Hunt 4 Season double wall asymmetric rim, TLC, i19, 24h
Saddle	Seido Comp saddle
Seat Post	Ritchey Comp aluminium seatpost 27.2 mm × 300 mm
Front Tire	Challenge Grifo TLR, tanwall, 700C x 33C, tubeless ready
Rear Tire	Challenge Grifo TLR, tanwall, 700C x 33C, tubeless ready
Fender	_____
Rack	_____
Kickstand	_____
Light	_____
Weight	8.5 kg (size M)

GEOMETRY

Bike Size	XS	S	M	L	XL
Wheel Size	700C	700C	700C	700C	700C
Seat Tube Length	490	520	540	560	580
Seat Angle	75.0°	74.0°	73.5°	73.0°	73.0°
Head Angle	71.0°	71.5°	72.0°	72.0°	72.0°
BB Drop	64	64	64	64	64
Chainstay Length	425	425	425	425	425
Wheelbase Length	1007	1007	1008	1018	1033
Reach	378	376	378	382	391
Stack	533	553	565	584	603
Handlebar Width	400	420	420	440	440

Our bike size recommendation generally represents a rough guideline for quickly narrowing down the sizes from which to choose based on the body height. Bike fitting is a complex topic and other measurements and factors have to be accounted for as well. Since no two human bodys are exactly the same it is not possible to give a 100% correct advice for everyone. Therefore Bombtrack cannot guarantee for the stated recommendations to be correct for every individual customer. The best way to work out the correct size is to consult a local Bombtrack dealer or a professional bike fitter and have them determine the needed size

COMPLETE BIKES

AUDAX RANGE



AUDAX RANGE

70	AUDAX AL
72	AUDAX AL ROAD
74	AUDAX


AUDAX AL

● MATT BLACK



HIGHLIGHTS

- Lightweight aluminium frame with T47 bottom bracket.
- Full carbon fork with bottle cage mounts and internal hub dynamo cable routing
- Microshift Advent X 1 × 10 wide-range groupset with 11 - 48 T cassette.
- Microshift Advent X rear derailleur with clutch for less chain slap on rougher terrain.
- TRP Spyre brakes with Jagwire KEB-SL compressionless cable housing.
- WTB ST i21 tubeless ready rims with WTB Horizon 650B × 47C tires.



SPECIFICATION

Frame	6061-T6 aluminium, fender mounts, T47 BB shell
Fork	Full carbon, TA, 1.1/2" - 1.1/8", with fender / cage mounts
Handelbar	Seido CX-10 drop bar, 31.8 mm, 10° flare
Grips	Seido Alt bar tape
Levers	Microshift Advent X SB-M100 dual control lever mechanic
Shifter	Microshift Advent X SB-M100 dual control lever 1 x 10
Brakes	TRP Spyre C flat mount mechanic disc brakes
Crankset	Bombtrack Lyer, direct mount interface
Pedals	_____
Cassette	Microshift CS-H104 10-speed, 11 - 48 T
Front Derailleur	_____
Rear Derailleur	Microshift Advent X RD-M6205GM, clutch
Front Hub	Seido Arc sealed hub, 6-bolt disc
Rear Hub	Seido Arc sealed hub, 11-speed, 6-bolt disc

Through Axle	12 × 100 mm / 12 × 142 mm
Front Rim	WTB ST i21 double wall, TCS 2.0, 32h
Rear Rim	WTB ST i21 double wall, TCS 2.0, 32h
Saddle	Seido Comp saddle
Seat Post	Seido Beech 27.2 mm × 350 mm
Front Tire	WTB Horizon 650B × 47C
Rear Tire	WTB Horizon 650B × 47C
Fender	_____
Rack	_____
Kickstand	_____
Light	_____
Weight	10.4 kg (size M)

GEOMETRY

Bike Size	XS	S	M	L	XL
Wheel Size	650B	650B	650B	650B	650B
Seat Tube Length	470	500	530	560	590
Seat Angle	75.0°	74.5°	74.0°	74.0°	73.5°
Head Angle	71.0°	72.0°	72.0°	72.0°	72.0°
BB Drop	70	68	68	65	65
Chainstay Length	420	420	420	420	420
Wheelbase Length	991	1000	1021	1041	1059
Reach	368	379	390	401	411
Stack	512	533	561	587	611
Handlebar Width	420	420	440	440	440

Our bike size recommendation generally represents a rough guideline for quickly narrowing down the sizes from which to choose based on the body height. Bike fitting is a complex topic and other measurements and factors have to be accounted for as well. Since no two human bodys are exactly the same it is not possible to give a 100% correct advice for everyone. Therefore Bombtrack cannot guarantee for the stated recommendations to be correct for every individual customer. The best way to work out the correct size is to consult a local Bombtrack dealer or a professional bike fitter and have them determine the needed size

AUDAX AL ROAD

● MATT WARM GREY



HIGHLIGHTS

- Adventure ready road bike with wide tire clearance and reliable 2× drivetrain.
- Lightweight aluminium frame with T47 bottom bracket.
- Full carbon fork with bottle cage mounts and internal hub dynamo cable routing
- Shimano Tiagra 2 × 10 groupset with TRP Spyre brakes.
- Seido Sinus i21 tubeless ready rims.
- Tubeless ready WTB Byway 700C × 34C tires.



700C

BIKES IN MOCKUPS SHOWN IN SIZE M

SPECIFICATION

Frame	6061-T6 aluminium, fender mounts, T47 BB shell
Fork	Full carbon, TA, 1 1/2" - 1 1/8", with fender / cage mounts
Handelbar	Seido CX-10 drop bar, 31.8 mm, 10° flare
Grips	Seido Alt bar tape
Levers	Shimano Tiagra ST-4700-L STI mechanic
Shifter	Shimano Tiagra ST-4700-L STI 2 × 10
Brakes	TRP Spyre C flat mount mechanic disc brakes
Crankset	Shimano Tiagra FC-4700, 24 mm spindle
Pedals	
Cassette	Shimano CS-HG500 10-speed, 11 - 34 T
Front Derailleur	Shimano Tiagra FD-4700-F
Rear Derailleur	Shimano Tiagra RD-4700-GS
Front Hub	Seido Arc sealed hub, 6-bolt disc
Rear Hub	Seido Arc sealed hub, 11-speed, 6-bolt disc

Through Axle	12 × 100 mm / 12 × 142 mm
Front Rim	Seido Sinus i21, tubeless ready, 32h
Rear Rim	Seido Sinus i21, tubeless ready, 32h
Saddle	Seido Comp saddle
Seat Post	Seido Beech 27.2 mm × 350 mm
Front Tire	WTB Byway TCS 700C × 34C, tubeless ready
Rear Tire	WTB Byway TCS 700C × 34C, tubeless ready
Fender	
Rack	
Kickstand	
Light	
Weight	tba


GEOMETRY

Bike Size	XS	S	M	L	XL
Wheel Size	700C	700C	700C	700C	700C
Seat Tube Length	470	500	530	560	590
Seat Angle	75.0°	74.5°	74.0°	74.0°	73.5°
Head Angle	71.0°	72.0°	72.0°	72.0°	72.0°
BB Drop	70	68	68	65	65
Chainstay Length	420	420	420	420	420
Wheelbase Length	991	1000	1021	1041	1059
Reach	368	379	390	401	411
Stack	512	533	561	587	611
Handlebar Width	400	420	440	440	440

Our bike size recommendation generally represents a rough guideline for quickly narrowing down the sizes from which to choose based on the body height. Bike fitting is a complex topic and other measurements and factors have to be accounted for as well. Since no two human bodys are exactly the same it is not possible to give a 100% correct advice for everyone. Therefore Bombtrack cannot guarantee for the stated recommendations to be correct for every individual customer. The best way to work out the correct size is to consult a local Bombtrack dealer or a professional bike fitter and have them determine the needed size



- Columbus Cromor frame with T47 bottom bracket and rear light mount.
- Full carbon fork with bottle cage mounts and internal hub dynamo cable routing
- Shimano GRX 600 2 × 11 group with GRX RD-RX810 clutched rear derailleur.
- KMC X11 EPT Anti Rust Chain.
- Shimano GRX 610-11 crank with 30 / 46 T subcompact chainrings.
- Tubeless ready WTB STi25 rims with tubeless ready WTB Byway front and Horizon rear tire.



SPECIFICATION

Frame	Columbus Cromor, rack / fender mounts, T47 BB shell
Fork	Full carbon, TA, 1.1/2" - 1.1/8", with fender / cage mounts
Handelbar	Seido Beaufort drop bar, 31.8 mm, 3° flare
Grips	Seido Alt bar tape
Levers	Shimano GRX ST-RX600 STI hydraulic
Shifter	Shimano GRX ST-RX600 STI 2 × 11
Brakes	Shimano GRX BR-RX400 hydraulic disc brakes
Crankset	Shimano GRX 610-11, 24 mm spindle
Pedals	
Cassette	Shimano 105 CS-HG70011 11-speed, 11 - 34 T
Front Derailleur	Shimano GRX FD-RX810-F
Rear Derailleur	Shimano GRX RD-RX810, clutch
Front Hub	Seido Tau sealed hub, 6-bolt disc
Rear Hub	Seido Tau sealed hub, 11-speed, 6-bolt disc

Through Axle	12 × 100 mm / 12 × 142 mm
Front Rim	WTB ST i25 double wall, TCS 2.0, 32h
Rear Rim	WTB ST i25 double wall, TCS 2.0, 32h
Saddle	Seido Comp saddle
Seat Post	Seido Yew 27.2 mm x 350 mm
Front Tire	WTB BYWAY TCS 650B × 47C, tubeless ready
Rear Tire	WTB Horizon TCS 650B × 47C , tubeless ready
Fender	
Rack	
Kickstand	
Light	
Weight	10.8 kg (size M)

GEOMETRY

Bike Size	XS	S	M	L	XL
Wheel Size	650B	650B	650B	650B	650B
Seat Tube Length	470	490	520	550	580
Seat Angle	74.5°	74.5°	74.0°	74.0°	73.5°
Head Angle	71.5°	71.5°	72.0°	72.0°	72.0°
BB Drop	68	68	68	65	65
Chainstay Length	420	420	420	420	420
Wheelbase Length	987	1005	1018	1037	1055
Reach	361	373	384	396	408
Stack	534	553	574	590	609
Handlebar Width	391	410	410	430	430

Our bike size recommendation generally represents a rough guideline for quickly narrowing down the sizes from which to choose based on the body height. Bike fitting is a complex topic and other measurements and factors have to be accounted for as well. Since no two human bodys are exactly the same it is not possible to give a 100% correct advice for everyone. Therefore Bombtrack cannot guarantee for the stated recommendations to be correct for every individual customer. The best way to work out the correct size is to consult a local Bombtrack dealer or a professional bike fitter and have them determine the needed size



MUNROE RANGE

- 78 MUNROE AL
- 80 MUNROE SG
- 82 MUNROE LOOP
- 84 MUNROE CARGO


MUNROE AL

● MATT PEBBLE GREY



HIGHLIGHTS

- Urban flat bar bike on 650B wheel platform.
- 6061-T6 triple butted aluminium frame with cage, rack and fender mounts.
- Full aluminium disc fork with cage, fender and rack mounts.
- Microshift 1 × 8 speed drivetrain with 11 – 34 T cassette.
- Shimano hydraulic disc brakes with 160 mm rotors.
- Tubeless ready WTB ST i21 double wall rims.



650B

BIKES IN MOCKUPS SHOWN IN SIZE M

SPECIFICATION

Frame	6061-T6 aluminium, QR, rack / fender mounts
Fork	6061 aluminium, with fender / rack / triple cage mounts
Handelbar	Seido Waypoint double butted flat bar, 31.8 mm, 9° backsweep
Grips	Bombtrack Scroll grips
Levers	Shimano BL-M200 hydraulic brake levers
Shifter	Microshift TS39-8 shifter 1 × 8
Brakes	Shimano BR-MT200 post mount hydraulic disc brake
Crankset	Bombtrack AUDE aluminium crank, square taper
Pedals	Wellgo B109N flat pedal
Cassette	Microshift CS-H81 8-speed, 11 - 34 T
Front Derailleur	
Rear Derailleur	Microshift RD-M36S
Front Hub	Seido Arc sealed hub, 6-bolt disc, hex key skewer
Rear Hub	Seido Arc sealed hub, 11-speed, 6-bolt disc, hex key skewer

Through Axle	
Front Rim	WTB ST i21 double wall, TCS 2.0, 32h
Rear Rim	WTB ST i21 double wall, TCS 2.0, 32h
Saddle	Seido Origin saddle
Seat Post	Seido Beech 27.2 mm × 350 mm
Front Tire	Kenda Kwick Seven.5 650B × 45C
Rear Tire	Kenda Kwick Seven.5 650B × 45C
Fender	
Rack	
Kickstand	
Light	
Weight	10.7 kg (size M)

GEOMETRY

Bike Size	S	M	L
Wheel Size	650B	650B	650B
Seat Tube Length	490	520	550
Seat Angle	73.0°	73.0°	73.0°
Head Angle	70.5°	70.5°	70.5°
BB Drop	70	70	70
Chainstay Length	440	440	440
Wheelbase Length	1025	1049	1075
Reach	368	385	403
Stack	565	583	607
Handlebar Width	720	720	720

Our bike size recommendation generally represents a rough guideline for quickly narrowing down the sizes from which to choose based on the body height. Bike fitting is a complex topic and other measurements and factors have to be accounted for as well. Since no two human bodys are exactly the same it is not possible to give a 100% correct advice for everyone. Therefore Bombtrack cannot guarantee for the stated recommendations to be correct for every individual customer. The best way to work out the correct size is to consult a local Bombtrack dealer or a professional bike fitter and have them determine the needed size


MUNROE SG

● MATT BLACK



HIGHLIGHTS

- 6061-T6 triple butted aluminium frame with cage, rack and fender mounts.
- Full aluminium disc fork with cage, fender and rack mounts.
- Microshift Advent 1 × 9 drop bar dual control levers.
- Microshift Advent clutched rear derailleur with wide range 9 speed 11 - 46 T cassette.
- Comfortable Kenda Kwick Seven.5 650B × 45C tires.
- Tubeless ready WTB ST i21 double wall rims.



650B

BIKES IN MOCKUPS SHOWN IN SIZE M

SPECIFICATION

Frame	6061-T6 aluminium, QR, rack / fender mounts
Fork	6061 aluminium, with fender / rack / triple cage mounts
Handelbar	Seido CX-10 drop bar, 31.8 mm, 10° flare
Grips	Bombtrack Control bar tape
Levers	Microshift Advent SB-M090 dual control lever mechanic
Shifter	Microshift Advent SB-M090 dual control lever 1 × 9
Brakes	Tektro Mira post mount mechanic disc brakes
Crankset	Bombtrack AF19 aluminium crank, square taper
Pedals	Wellgo B109N flat pedal
Cassette	Microshift CS-H093 9-speed, 11 - 46 T
Front Derailleur	
Rear Derailleur	Microshift Advent RD-M6195M, clutch
Front Hub	Seido Arc sealed hub, 6-bolt disc, hex key skewer
Rear Hub	Seido Arc sealed hub, 11-speed, 6-bolt disc, hex key skewer

Through Axle	
Front Rim	WTB ST i21 double wall, TCS 2.0, 32h
Rear Rim	WTB ST i21 double wall, TCS 2.0, 32h
Saddle	Seido Origin saddle
Seat Post	Seido Beech 27.2 mm × 350 mm
Front Tire	Kenda Kwick Seven.5 650B × 45C
Rear Tire	Kenda Kwick Seven.5 650B × 45C
Fender	
Rack	
Kickstand	
Light	
Weight	12 kg (size M)

GEOMETRY

Bike Size	S	M	L
Wheel Size	650B	650B	650B
Seat Tube Length	490	520	550
Seat Angle	73.0°	73.0°	73.0°
Head Angle	70.5°	70.5°	70.5°
BB Drop	70	70	70
Chainstay Length	440	440	440
Wheelbase Length	1025	1049	1075
Reach	368	385	403
Stack	565	583	607
Handlebar Width	420	440	440

Our bike size recommendation generally represents a rough guideline for quickly narrowing down the sizes from which to choose based on the body height. Bike fitting is a complex topic and other measurements and factors have to be accounted for as well. Since no two human bodys are exactly the same it is not possible to give a 100% correct advice for everyone. Therefore Bombtrack cannot guarantee for the stated recommendations to be correct for every individual customer. The best way to work out the correct size is to consult a local Bombtrack dealer or a professional bike fitter and have them determine the needed size

MUNROE LOOP

METALLIC PURPLE



HIGHLIGHTS

- 6061-T6 triple butted aluminium mixte frame with cage, rack and fender mounts.
- Full aluminium disc fork with cage, fender and rack mounts.
- Seido Deck front rack included.
- Sturdy center mount double leg kickstand.
- Shimano hydraulic disc brakes with 160 mm rotors.
- Bombtrack Stay aluminium fenders in frame color.



SPECIFICATION

Frame	6061-T6 aluminium, QR, rack / fender mounts
Fork	6061 aluminium, with fender / rack / triple cage mounts
Handelbar	Seido Azimuth flat bar, 31.8 mm, 40° backsweep
Grips	Bombtrack Scroll grips
Levers	Shimano BL-M200 hydraulic brake levers
Shifter	Microshift TS39-8 shifter 1 × 8
Brakes	Shimano BR-MT200 post mount hydraulic disc brake
Crankset	Bombtrack AUDE aluminium crank, square taper
Pedals	Wellgo B109N flat pedal
Cassette	Microshift CS-H81 8-speed, 11 - 34 T
Front Derailleur	
Rear Derailleur	Microshift RD-M36S
Front Hub	Seido Arc sealed hub, 6-bolt disc, hex key skewer
Rear Hub	Seido Arc sealed hub, 11-speed, 6-bolt disc, hex key skewer

Through Axle	
Front Rim	WTB ST i21 double wall, TCS 2.0, 32h
Rear Rim	WTB ST i21 double wall, TCS 2.0, 32h
Saddle	Seido Origin saddle
Seat Post	Seido Beech 27.2 mm × 350 mm
Front Tire	Kenda Kwick Seven.5 650B × 45C
Rear Tire	Kenda Kwick Seven.5 650B × 45C
Fender	Bombtrack Stay aluminium fenders, 55 mm
Rack	Seido Deck frontrack, aluminium
Kickstand	Center mount double leg kickstand
Light	
Weight	tba

GEOMETRY

Bike Size	XS	S	M
Wheel Size	650B	650B	650B
Seat Tube Length	460	490	520
Seat Angle	73.0°	73.0°	73.0°
Head Angle	70°	70°	70°
BB Drop	75	75	75
Chainstay Length	440	440	440
Wheelbase Length	1030	1051	1070
Reach	362	376	388
Stack	588	607	625
Handlebar Width	620	620	620


Our bike size recommendation generally represents a rough guideline for quickly narrowing down the sizes from which to choose based on the body height. Bike fitting is a complex topic and other measurements and factors have to be accounted for as well. Since no two human bodys are exactly the same it is not possible to give a 100% correct advice for everyone. Therefore Bombtrack cannot guarantee for the stated recommendations to be correct for every individual customer. The best way to work out the correct size is to consult a local Bombtrack dealer or a professional bike fitter and have them determine the needed size

MUNROE CARGO

● MATT TEAL

HIGHLIGHTS

- Cargo bike model with frame mounted front rack for up to 30 kg load.
- 6061-T6 aluminium frame with through axle dropouts.
- Full aluminium fork with post mount disc brake.
- Sturdy center mount double leg kickstand.
- Shimano hydraulic disc brakes with 160 mm rotors.
- Strong Bombtrack Lune i24 double wall rims.



20" FRONT • 27.5" REAR

BIKES IN MOCKUPS SHOWN IN SIZE M

SPECIFICATION

Frame	6061-T6 aluminium, rack / fender mounts
Fork	6061 aluminium, with fender mounts
Handelbar	Seido Waypoint double butted flat bar, 31.8 mm
Grips	Bombtrack Scroll grips
Levers	Shimano BL-M200 hydraulic brake levers
Shifter	Microshift SL-M859 shifter 2 × 9
Brakes	Shimano BR-MT200 post mount hydraulic disc brake
Crankset	Bombtrack AUDE aluminium crank, square taper
Pedals	Wellgo B109N flat pedal
Cassette	Microshift CS-H092 9-speed, 11 - 36 T
Front Derailleur	Microshift FD-M462-B
Rear Derailleur	Microshift RD-M46S
Front Hub	Seido Arc sealed hub, 6-bolt disc
Rear Hub	Seido Arc sealed hub, 11-speed, 6-bolt disc

Through Axle	12 × 100 mm / 12 × 142 mm
Front Rim	Bombtrack Lune double wall, i24, 20"
Rear Rim	Bombtrack Lune double wall, i24, 27.5"
Saddle	Seido Origin saddle
Seat Post	Seido Beech 27.2 mm × 350 mm
Front Tire	Kenda Kranium 20 × 2.3"
Rear Tire	Kenda Kwick Seven.5 27.5 × 2.2"
Fender	
Rack	Bombtrack Cargo frontrack, aluminium
Kickstand	Center mount double leg kickstand
Light	
Weight	14.8 kg (size M)

GEOMETRY

Bike Size	M	L
Wheel Size	27.5" / 20"	27.5" / 20"
Seat Tube Length	460	520
Seat Angle	73.0°	73.0°
Head Angle	71.0°	70.5°
BB Drop	62	62
Chainstay Length	440	440
Wheelbase Length	1110	1148
Reach	414	430
Stack	567	613
Handlebar Width	720	720

Our bike size recommendation generally represents a rough guideline for quickly narrowing down the sizes from which to choose based on the body height. Bike fitting is a complex topic and other measurements and factors have to be accounted for as well. Since no two human bodys are exactly the same it is not possible to give a 100% correct advice for everyone. Therefore Bombtrack cannot guarantee for the stated recommendations to be correct for every individual customer. The best way to work out the correct size is to consult a local Bombtrack dealer or a professional bike fitter and have them determine the needed size

PHOTOCREDIT

1, 8	Christos Tsakiroglou
2, 3, 4, 30, 86	Franzi Wernsing
4/5, 68	Lian Van Leeuwen
5	cascada.cc
6, 48	Timo Seidel
7	Andrea Securo
18	Toby Roberts
76	Jason College
62	Joroslav Svoboda

